



LOGOS LIGHTING CO., LTD

Lighting the Future

CATALOGUE

LOGOS LIGHTING CO., LTD

Add: 5th Floor, Building A, Zhixuanhan Yuanling Industrial
Park, Shiyan Town, Baoan, Shenzhen, China 518108

Tel: +86-755-27350812

Fax: +86-755-27350712

Email: info@logosled.com

Web: www.logosled.com www.logoslighting.com



About Us

As a leading LED lighting manufacturer in China, Logos Lighting has designed and manufactured high-quality energy-efficient LED lighting fixtures since it was founded in 2012. We offer flexible customer-specific services for our clients and provide some of the latest technologies in lighting, such as smart lighting, healthy lighting, and customized lighting systems that create the right light for different purposes.

Our main products are such as LED high bay lights, wall lights, vapor lights, floodlights, street lights, sports lights, etc for commercial and industrial purposes. We know how to control the components and the way to bring them together to produce the finished product. By using quality chips, drivers, optics, and thermals in lighting systems, and every aspect of the production process, we assemble lamps of the best quality.

Logos Lighting is making all efforts to build up an international illumination brand of LED lighting. We also provide OEM and ODM services to our partners and clients. Our mission is to serve our customers with outstanding lighting solutions and help them reach their goals in terms of energy efficiency as well as sustainability. Let's work together to make a better world, and illuminate the future!

Our advantages and services:

What makes LogosLED different from other LED lighting manufacturers is that we are not just selling a single product to you, but providing a full package of solutions to you. Below are some main reasons why you should work with us as soon as possible.

Strong R&D

We keep on innovation and product development all the time. That's what keeps us competitive in the market.

Lead Time

As an LED lighting manufacturer in China, we have built a high-efficiency Order Management System(OMS), and keep raw materials stock for some of the regular products to ensure your fast lead time request.

Quality Control

We treat quality as the life of our company and control every part of the materials and process of production under the leadership of our quality control manager who has more than 10 years of experience in the lighting industry.

Supply Chain

We work with famous brands such as Philips, Osram, Tridonic, Mean Well, Lumileds, Nichia, Samsung, Lifud, etc to make the best performance of products.

Full Options

We can provide you with all kinds of wattages, beam angles, mounting solutions, control solutions, and anything else to meet your different requirements.

Full Certificates

We understand certificate is the key to opening your market, and we won't try to save the costs from it.

Sales Support

Our sales are all well trained with lots of lighting experience to save your time and make more business.

Dialux Simulation

We can help you finish complicated simulations and designs to help you get the project.

Marketing Support

We can provide you with high-quality pictures and marketing materials to help you get more business.

Fast Response

We ask our team to respond to inquiries or customer complaints in 24 hours, checking and giving solutions in 3 working days for any claim of products.

After Sales

We will send repaired products or new replacements including shipping costs to you in case of failure during warranty time.



OEM/ODM Services

As a professional LED lighting manufacturer in China, Logos Lighting can provide professional OEM and ODM services for you.




Our Workshop




R & D






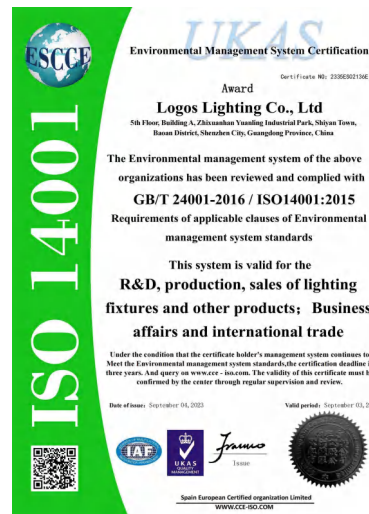

Production



Quality Control



Certificates



Contents



LED Panel Light
03-08



LED Down Light
09-12



LED Vapor Light
13-30



LED Wall Light
31-34



LED High Bay Light
35-56



LED Street Light
57-62




LED Flood Light
63-78



LED High Mast Light
79-98

Edge Lit LED Panel Light



Features

- Packed with branded LEDs and power supply to ensure the product reliability and life expectancy
- Saving more than 80% energy compared with traditional lighting fixtures
- High transmission rate PMMA Light Guide Plate, no yellowing
- Elegant appearance for various applications
- Available with Triac dimming, 1-10V dimming and DALI dimming & intelligent controls
- Long lifetime>50,000 hours, 5 years warranty

Application

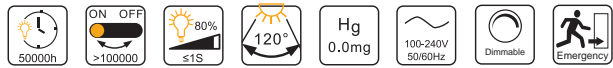
- Retail, offices, schools, hospitals
- Corridors and stairwells
- Shop and maintenance areas

Technical Features

- Input Voltage: AC100-240V 50/60Hz
- Total Harmonic Distortion: THD: < 10%
- Power Factor: PF>0.95
- Color Rendering Index: Ra>80(Ra>90 Optional)
- Beam Agnle: 120 degree
- Lumen maintenance @6000h: >97%
- IP Rating: IP40
- Life Span: >50,000 hours
- Warranty: 5 years
- Material: Aluminum+PMMA LGP+Opal diffuser
- Dimmable: 0-10V / PWM / Resistance / Dali available
- Operation Temperature: -30-+50 celsius degree
- Storage Temperature: -40-+70 celsius degree

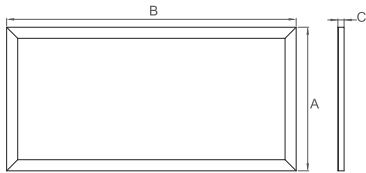
Datasheet

Product	Product Code	Rated Power	Input Voltage	Power Factor	Luminous Flux (LM)	Lumen Efficacy (LM/W)	CRI
30*30cm	LGS-PL01-11-20W	20W	AC100-240V	PF>0.95	2000lm± 10%	100lm/w(125lm/w optional)	Ra>80
30*60cm	LGS-PL01-12-24W	24W	AC100-240V	PF>0.95	2400lm± 10%	100lm/w(125lm/w optional)	Ra>80
60*60cm	LGS-PL01-22-30W	30W	AC100-240V	PF>0.95	3000lm± 10%	100lm/w(125lm/w optional)	Ra>80
	LGS-PL01-22-36W	36W	AC100-240V	PF>0.95	3600lm± 10%	100lm/w(125lm/w optional)	Ra>80
	LGS-PL01-22-40W	40W	AC100-240V	PF>0.95	4000lm± 10%	100lm/w(125lm/w optional)	Ra>80
62*62cm	LGS-PL02-22-30W	30W	AC100-240V	PF>0.95	3000lm± 10%	100lm/w(125lm/w optional)	Ra>80
	LGS-PL02-22-36W	36W	AC100-240V	PF>0.95	3600lm± 10%	100lm/w(125lm/w optional)	Ra>80
	LGS-PL02-22-40W	40W	AC100-240V	PF>0.95	4000lm± 10%	100lm/w(125lm/w optional)	Ra>80
30*120cm	LGS-PL01-14-30W	30W	AC100-240V	PF>0.95	3000lm± 10%	100lm/w(125lm/w optional)	Ra>80
	LGS-PL01-14-36W	36W	AC100-240V	PF>0.95	3600lm± 10%	100lm/w(125lm/w optional)	Ra>80
	LGS-PL01-14-40W	40W	AC100-240V	PF>0.95	4000lm± 10%	100lm/w(125lm/w optional)	Ra>80
60*120cm	LGS-PL01-24-50W	50W	AC100-240V	PF>0.95	5000lm± 10%	100lm/w(125lm/w optional)	Ra>80
	LGS-PL01-24-60W	60W	AC100-240V	PF>0.95	6000lm± 10%	100lm/w(125lm/w optional)	Ra>80
	LGS-PL01-24-72W	72W	AC100-240V	PF>0.95	7200lm± 10%	100lm/w(125lm/w optional)	Ra>80



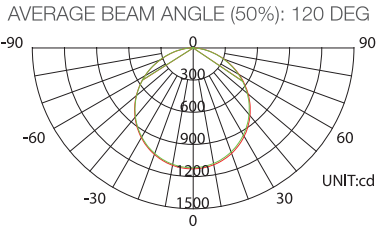
Dimension

Unit: mm



Product	A	B	C
30*30cm	295	295	10.5
30*60cm	295	595	10.5
60*60cm	595/603	595/603	10.5
62*62cm	620	620	10.5
30*120cm	295/303	1195/1213	10.5
60*120cm	595/603	1195/1213	10.5

Photometry Curve



Optional Accessories & Functions



Back Lit LED Panel Light



Features

- Super slim design with back-lit emitting, perfect light uniformity, LM-80 rated SMD LED chips
- Packed with branded power supply to ensure the product reliability and life expectancy
- Saving more than 80% energy compared with traditional lighting fixtures
- No LGP, don't worry about the yellowing of traditional LED panel lights
- Elegant appearance for various applications
- Available with Triac dimming, 1-10V dimming and DALI dimming & intelligent controls
- Long lifetime>50,000 hours, 5 years warranty

Application

- Retail, offices, schools, hospitals
- Corridors and stairwells
- Shop and maintenance areas

Technical Features

- Input Voltage: AC100-240V 50/60Hz
- Total Harmonic Distortion: THD: <10%
- Color Rendering Index: Ra>80(Ra>90 Optional)
- Beam Agnle: 120 degree
- Power Factor: PF>0.95
- Lumen maintenance @6000h: >97%
- IP Rating: IP40
- Life Span: >50,000 hours
- Warranty: 5 years
- Material: Steel sheet+Al frame+PMMA lens+PS
- Dimmable: 0-10V / PWM / Resistance / Dali available
- Operation Temperature: -30-+50 celsius degree
- Storage Temperature: -40-+70 celsius degree

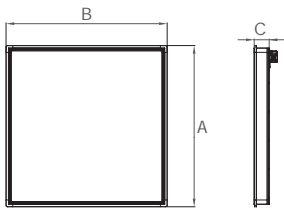
Datasheet

Product	Product Code	Rated Power	Input Voltage	Power Factor	Luminous Flux (LM)	Lumen Efficacy (LM/W)	CRI
30*30cm	LGS-PL01-11-20W(B)	20W	AC100-240V	PF>0.95	2400lm± 10%	120lm/w(140lm/w optional)	Ra>80
30*60cm	LGS-PL01-12-24W(B)	24W	AC100-240V	PF>0.95	2880lm± 10%	120lm/w(140lm/w optional)	Ra>80
60*60cm	LGS-PL01-22-30W(B)	30W	AC100-240V	PF>0.95	3600lm± 10%	120lm/w(140lm/w optional)	Ra>80
	LGS-PL01-22-36W(B)	36W	AC100-240V	PF>0.95	4320lm± 10%	120lm/w(140lm/w optional)	Ra>80
	LGS-PL01-22-40W(B)	40W	AC100-240V	PF>0.95	4800lm± 10%	120lm/w(140lm/w optional)	Ra>80
62*62cm	LGS-PL02-22-30W(B)	30W	AC100-240V	PF>0.95	3600lm± 10%	120lm/w(140lm/w optional)	Ra>80
	LGS-PL02-22-36W(B)	36W	AC100-240V	PF>0.95	4320lm± 10%	120lm/w(140lm/w optional)	Ra>80
	LGS-PL02-22-40W(B)	40W	AC100-240V	PF>0.95	4800lm± 10%	120lm/w(140lm/w optional)	Ra>80
30*120cm	LGS-PL01-14-30W(B)	30W	AC100-240V	PF>0.95	3600lm± 10%	120lm/w(140lm/w optional)	Ra>80
	LGS-PL01-14-36W(B)	36W	AC100-240V	PF>0.95	4320lm± 10%	120lm/w(140lm/w optional)	Ra>80
	LGS-PL01-14-40W(B)	40W	AC100-240V	PF>0.95	4800lm± 10%	120lm/w(140lm/w optional)	Ra>80
60*120cm	LGS-PL01-24-50W(B)	50W	AC100-240V	PF>0.95	6000lm± 10%	120lm/w(140lm/w optional)	Ra>80
	LGS-PL01-24-60W(B)	60W	AC100-240V	PF>0.95	7200lm± 10%	120lm/w(140lm/w optional)	Ra>80
	LGS-PL01-24-72W(B)	72W	AC100-240V	PF>0.95	8640lm± 10%	120lm/w(140lm/w optional)	Ra>80



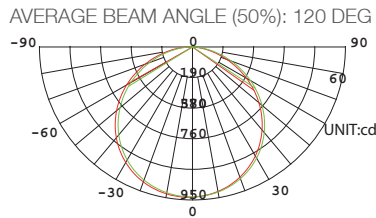
Dimension

Unit: mm







Product	A	B	C
30*30cm	295	295	35
30*60cm	295	595	35
60*60cm	595/603	595/603	35
62*62cm	620	620	35
30*120cm	295/303	1195/1213	35
60*120cm	595/603	1195/1213	35


Photometry Curve



Optional Accessories & Functions



Grille LED Panel Light



Features

- Revolutionary lens design to offer high efficiency lighting output, anti-glare and UGR<13 available
- Packed with branded LEDs and power supply to ensure the product reliability and life expectancy
- Saving more than 80% energy compared with traditional lighting
- Elegant appearance for various applications
- Available with Triac dimming, 1-10V dimming and DALI dimming & intelligent controls
- Long lifetime>50,000 hours, 5 years warranty

Application

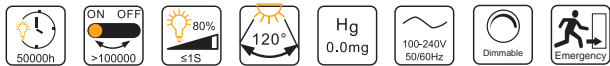
- Retail, offices, schools, hospitals
- Corridors and stairwells
- Shop and maintenance areas

Technical Features

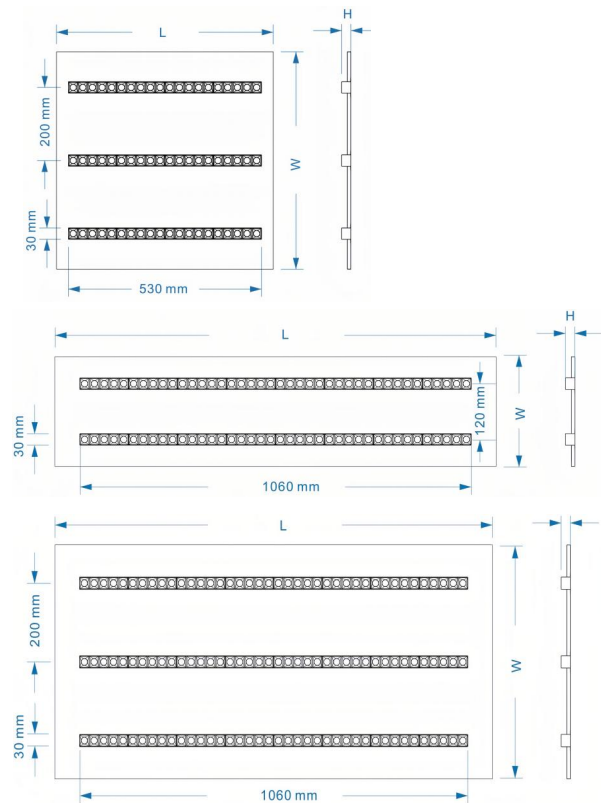
- Input Voltage: AC100-240V 50/60Hz
- Total Harmonic Distortion: THD: < 10%
- Power Factor: PF>0.95
- Color Rendering Index: Ra>80(Ra>90 Optional)
- Beam Angle: 36/120/36+120 degree
- Lumen maintenance @6000h: >97%
- IP Rating: IP44
- Life Span: >50,000 hours
- Warranty: 5 years
- Material: Iron+Polycarbonate
- Dimmable: 0-10V / PWM / Resistance / Dali available
- Operation Temperature: -30-+50 celsius degree
- Storage Temperature: -40-+70 celsius degree

Datasheet

Product	Product Code	Rated Power	Input Voltage	Power Factor	Luminous Flux (LM)	Lumen Efficacy (LM/W)	CRI
60*60cm	LGS-PL01-22-30W(G)	30W	AC100-240V	PF>0.95	3600lm± 10%	120lm/w	Ra>80
	LGS-PL01-22-36W(G)	36W	AC100-240V	PF>0.95	4320lm± 10%	120lm/w	Ra>80
	LGS-PL01-22-40W(G)	40W	AC100-240V	PF>0.95	4800lm± 10%	120lm/w	Ra>80
62*62cm	LGS-PL02-22-30W(G)	30W	AC100-240V	PF>0.95	3600lm± 10%	120lm/w	Ra>80
	LGS-PL02-22-36W(G)	36W	AC100-240V	PF>0.95	4320lm± 10%	120lm/w	Ra>80
	LGS-PL02-22-40W(G)	40W	AC100-240V	PF>0.95	4800lm± 10%	120lm/w	Ra>80
30*120cm	LGS-PL01-14-30W(G)	30W	AC100-240V	PF>0.95	3600lm± 10%	120lm/w	Ra>80
	LGS-PL01-14-36W(G)	36W	AC100-240V	PF>0.95	4320lm± 10%	120lm/w	Ra>80
	LGS-PL01-14-40W(G)	40W	AC100-240V	PF>0.95	4800lm± 10%	120lm/w	Ra>80
60*120cm	LGS-PL01-24-50W(G)	50W	AC100-240V	PF>0.95	6000lm± 10%	120lm/w	Ra>80
	LGS-PL01-24-60W(G)	60W	AC100-240V	PF>0.95	7200lm± 10%	120lm/w	Ra>80
	LGS-PL01-24-72W(G)	72W	AC100-240V	PF>0.95	8640lm± 10%	120lm/w	Ra>80



Dimensions



NO.	L(mm)	W(mm)	H(mm)
1	595	595	25
2	600	600	25
3	603	603	25
4	620	620	25

NO.	L(mm)	W(mm)	H(mm)
1	295	1195	25
2	300	1200	25
3	303	1213	25

NO.	L(mm)	W(mm)	H(mm)
1	595	1195	25
2	600	1200	25
3	603	1213	25

KORA LED Down Light



Features

- Use high quality LED and power supply, to ensure the product reliability and life expectance
- Range of vigorous series, high grade die-casting Aluminum housing with powder coated finish
- Saving more than 80% energy compared with traditional lighting fixtures
- Elegant appearance for various applications
- Additional multi-functions DALI/0-10V/Rx/PWM dimming and Tunable White are available on request
- 5 years warranty

Application

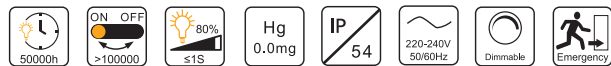
- Retail, offices, schools, hospitals
- Corridors and stairwells
- Shop and maintenance areas

Technical Features

- Input Voltage: AC220-240V 50/60Hz
- Total Harmonic Distortion: THD: < 10%
- Power Factor: PF>0.9
- Color Rendering Index: Ra>80(Ra>90 Optional)
- Beam Angle: 90 degree
- Lumen maintenance @6000h: >97%
- IP Rating: IP54
- Life Span: >50,000 hours
- Warranty: 5 years
- Material: Aluminum + Acrylic Diffuser
- Dimmable: 0-10V / PWM / Resistance / Dali available
- Operation Temperature: -20-+45 celsius degree
- Storage Temperature: -40-+70 celsius degree

Datasheet

Product Code	Rated Power	Input Voltage	LED Type	CCT	Power Factor	Luminous Flux (LM)	Lumen Efficacy (LM/W)	CRI
LGS-RDLKR-05W	5W	AC220-240V	SMD2835	2700-6500K	PF>0.9	425lm± 10%	85	Ra>80
LGS-RDLKR-10W	10W	AC220-240V	SMD2835	2700-6500K	PF>0.9	900lm± 10%	90	Ra>80
LGS-RDLKR-15W	15W	AC220-240V	SMD2835	2700-6500K	PF>0.9	1400lm± 10%	93	Ra>80
LGS-RDLKR-20W	20W	AC220-240V	SMD2835	2700-6500K	PF>0.9	1900lm± 10%	95	Ra>80
LGS-RDLKR-30W	30W	AC220-240V	SMD2835	2700-6500K	PF>0.9	2850lm± 10%	95	Ra>80
LGS-RDLKR-40W	40W	AC220-240V	SMD2835	2700-6500K	PF>0.9	3800lm± 10%	95	Ra>80



Optional Appearance



Bright Silver



Bright Black



Rose Gold

PLATINUM LED Down Light



Features

- Endurable die-casting aluminum housing with good heat dissipation
- Use high performance reputed brand LEDs and power supply, to ensure the product reliability and life expectance
- No UV/IR light, environment-friendly, without Mercury or any other hazardous sbustances
- Saving more than 80% energy compared with traditional lighting fixtures
- Elegant appearance for various applications
- Additional multi-functions DALI/0-10V/Rx/PWM dimming and Tunable White are available on request
- 5 years warranty

Application

- Retail, offices, schools, hospitals
- Corridors and stairwells
- Shop and maintenance areas

Technical Features

- Input Voltage: AC220-240V 50/60Hz
- Total Harmonic Distortion: THD: < 10%
- Power Factor: PF>0.9
- Color Rendering Index: Ra>80(Ra>90 Optional)
- Beam Agnle: 90 degree
- Lumen maintenance @6000h: >97%
- IP Rating: IP44
- Life Span: >50,000 hours
- Warranty: 5 years
- Material: Aluminum + AL Reflector + Diffuser
- Dimmable: 0-10V / PWM / Resistance / DALI available
- Operation Temperature: -20-+45 celsius degree
- Storage Temperature: -40-+70 celsius degree

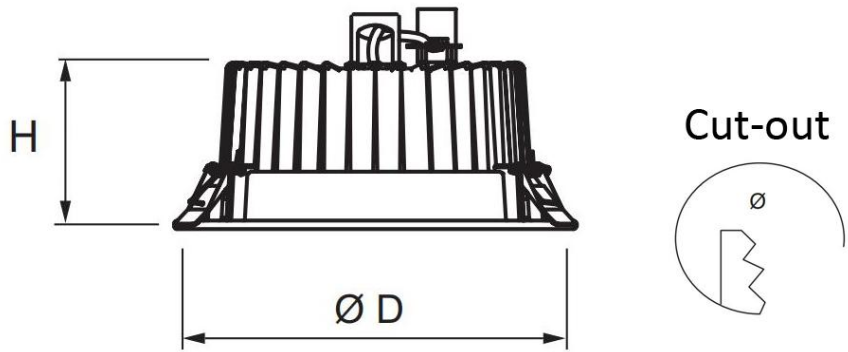
Datasheet

Product Code	Rated Power	Input Voltage	LED Type	CCT	Power Factor	Luminous Flux (LM)	Lumen Efficacy (LM/W)	CRI
LGS-RDL03-05W	5W	AC220-240V	SMD2835	2700-6500K	PF>0.5	500lm± 10%	100	Ra>80
LGS-RDL03-10W	10W	AC220-240V	SMD2835	2700-6500K	PF>0.5	1050lm± 10%	105	Ra>80
LGS-RDL03-15W	15W	AC220-240V	SMD2835	2700-6500K	PF>0.9	1575lm± 10%	105	Ra>80
LGS-RDL03-20W	20W	AC220-240V	SMD2835	2700-6500K	PF>0.9	2200lm± 10%	110	Ra>80
LGS-RDL03-30W	30W	AC220-240V	SMD2835	2700-6500K	PF>0.9	3300lm± 10%	110	Ra>80
LGS-RDL03-40W	40W	AC220-240V	SMD2835	2700-6500K	PF>0.9	4400lm± 10%	110	Ra>80



Dimensions

Power	Measure	Cut out
5W	D100*H52mm	D85mm
10W	D130*H61mm	D115mm
15W	D160*H65mm	D145mm
20W	D190*H70mm	D175mm
30W	D230*H85mm	D205mm
40W	D300*H100mm	D260mm



Aries LED Vapor Light



Features

- Use high quality LED and power supply, to ensure the product reliability and life expectance
- Adopt dust and waterproof structure design, protection level IP66
- Aluminum profile and polycarbonate diffuser, high impact resistance
- Fast and easy installation to replace existing lighting fixtures
- 0-10V dimmable/Dali/Motion Sensor/Emergency available
- 5 years warranty

Application

- Parking areas Lighting
- Corridor Lighting
- Warehouse Lighting
- Shop and maintenance areas

Technical Features

- Input Voltage: AC100-240V 50/60Hz
- Total Harmonic Distortion: THD: < 10%
- Power Factor: PF>0.95
- Color Rendering Index: Ra>80
- Beam Agnle: 120 degree
- Lumen maintenance @6000h: >97%
- IP Rating: IP66
- Life Span: >50,000 hours
- Warranty: 5 years
- Material: Aluminum + Polycarbonate Diffuser
- Dimmable: 1-10V / PWM / Resistance / Dali available
- Operation Temperature: -30-+50 celsius degree
- Storage Temperature: -40-+70 celsius degree

Datasheet

Product Code	Rated Power	Input Voltage	LED Type	CCT	Power Factor	Luminous Flux (LM)	Lumen Efficacy (LM/W)	CRI
LGS-TPLAR-06-20W	20W	AC100-240V	SMD2835	2700-6500K	PF>0.95	2400lm± 10%	120	Ra>80
LGS-TPLAR-09-30W	30W	AC100-240V	SMD2835	2700-6500K	PF>0.95	3600lm± 10%	120	Ra>80
LGS-TPLAR-12-40W	40W	AC100-240V	SMD2835	2700-6500K	PF>0.95	4800lm± 10%	120	Ra>80
LGS-TPLAR-15-60W	60W	AC100-240V	SMD2835	2700-6500K	PF>0.95	7200lm± 10%	120	Ra>80
LGS-TPLAR-15-75W	75W	AC100-240V	SMD2835	2700-6500K	PF>0.95	9000lm± 10%	120	Ra>80



Installation



Ceiling/Wall Mounting



Suspending Mounted

Aries II LED Vapor Light



Features

- 6063 Aluminum profile for best heat sinking and anti-UV polycarbonate diffuser, high impact resistance IK10;
- Packed with high quality LM80 rated LEDs and reputed branded power supply, to ensure the product reliability and life expectancy;
- Adopt dust and waterproof structure design, protection level IP65;
- Quick-connection terminals for fast and easy installation to replace existing lighting fixtures;
- Available with different light distributions for various applications;
- Long lifetime over 50,000 hours, 5 years warranty.

Application

- Parking areas Lighting
- Airport/Train/Bus station waiting rooms
- Corridor Lighting
- Stockrooms, warehouses, workshops
- Supermarkets, shops, hotels

Technical Features

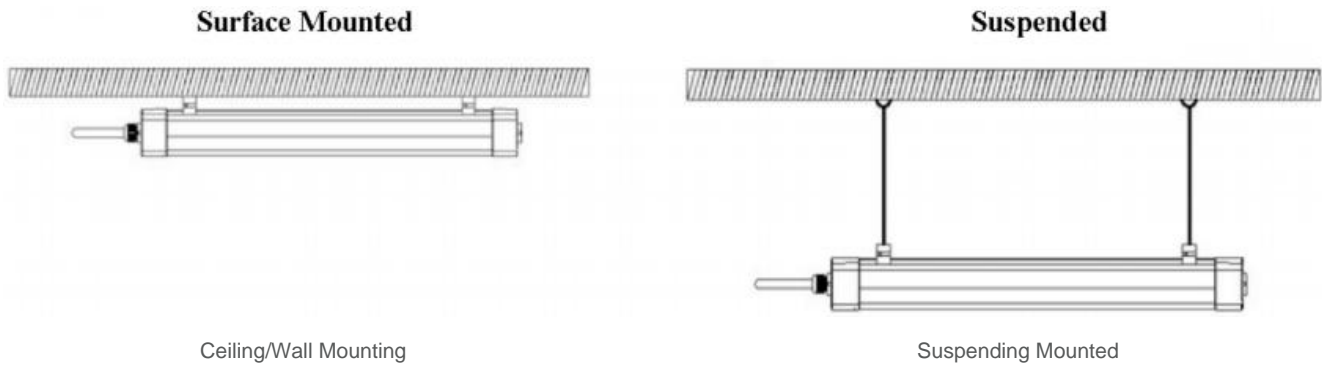
- Input Voltage: AC100-240V 50/60Hz
- Total Harmonic Distortion: THD: < 15%
- Power Factor: PF>0.95
- Color Rendering Index: Ra>80
- Beam Agnle: 30/60/90/120 degree
- Lumen maintenance @6000h: >97%
- IP Rating: IP65
- Life Span: >50,000 hours
- Warranty: 5 years
- Material: Aluminum + Polycarbonate Diffuser
- Dimmable: 1-10V / Dali / Sensor / Emergency available
- Operation Temperature: -25-+40 celsius degree
- Storage Temperature: -40-+70 celsius degree

Datasheet

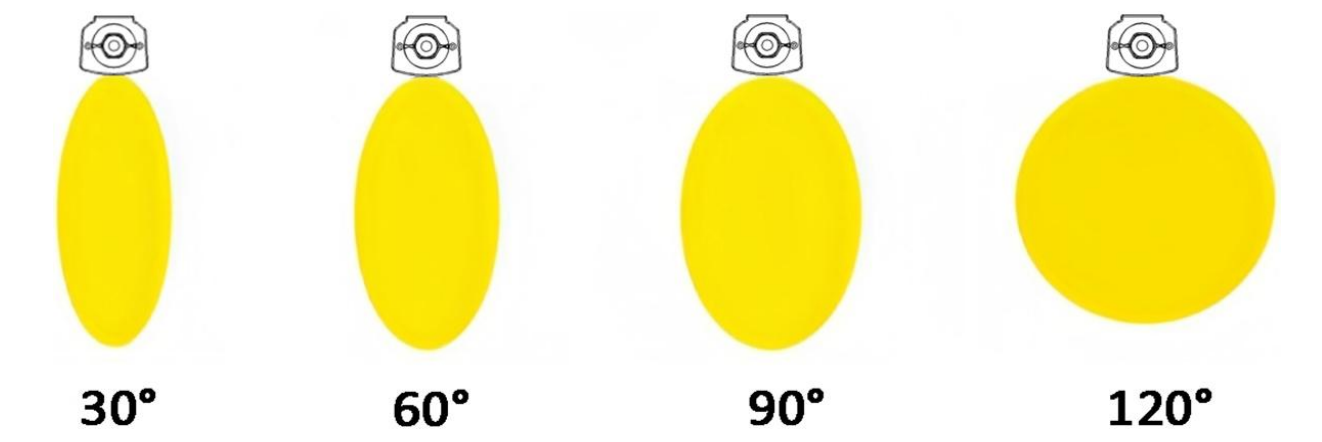
Product Code	Rated Power	Input Voltage	LED Type	CCT	Power Factor	Luminous Flux (LM)	Lumen Efficacy (LM/W)	CRI
LGS-TPLAS-06-20W	20W	AC100-240V	SMD2835	2700-6500K	PF>0.95	3000lm± 10%	150	Ra>80
LGS-TPLAS-06-30W	30W	AC100-240V	SMD2835	2700-6500K	PF>0.95	4500lm± 10%	150	Ra>80
LGS-TPLAS-09-30W	30W	AC100-240V	SMD2835	2700-6500K	PF>0.95	4500lm± 10%	150	Ra>80
LGS-TPLAS-09-40W	40W	AC100-240V	SMD2835	2700-6500K	PF>0.95	6000lm± 10%	150	Ra>80
LGS-TPLAS-12-40W	40W	AC100-240V	SMD2835	2700-6500K	PF>0.95	6000lm± 10%	150	Ra>80
LGS-TPLAS-12-50W	50W	AC100-240V	SMD2835	2700-6500K	PF>0.95	7500lm± 10%	150	Ra>80
LGS-TPLAS-12-60W	60W	AC100-240V	SMD2835	2700-6500K	PF>0.95	9000lm± 10%	150	Ra>80
LGS-TPLAS-15-60W	60W	AC100-240V	SMD2835	2700-6500K	PF>0.95	9000lm± 10%	150	Ra>80
LGS-TPLAS-15-80W	80W	AC100-240V	SMD2835	2700-6500K	PF>0.95	12000lm± 10%	150	Ra>80



Installation



Light Distribution



Oread LED Vapor Light



Features

- High-impact 6063 Aluminum housing paired with a 4mm thickness tempered glass diffuser, available in Clear or Frosted options, ensures exceptional durability and impact resistance;
- Robust construction offers high impact resistance(IK10 rating), safeguarding against physical knocks and vibrations common in industrial settings;
- Adopt dust and waterproof structure design, protection level IP66;
- Packed with high quality LM80 rated LEDs and reputed branded power supply, to ensure the product reliability and life expectancy;
- Fast and easy installation to replace existing lighting fixtures;
- Long lifetime over 50,000 hours, 5 years warranty.

Application

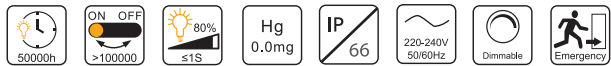
- Public lighting, commercial lighting and industrial lighting applications;
- Underfloor cars parking lot, supermarkets, shops, hotels;
- Stockrooms, warehouses, workshops;
- Agricultural, Livestock Buildings;
- Airport/Train/Bus station waiting rooms, etc.

Technical Features

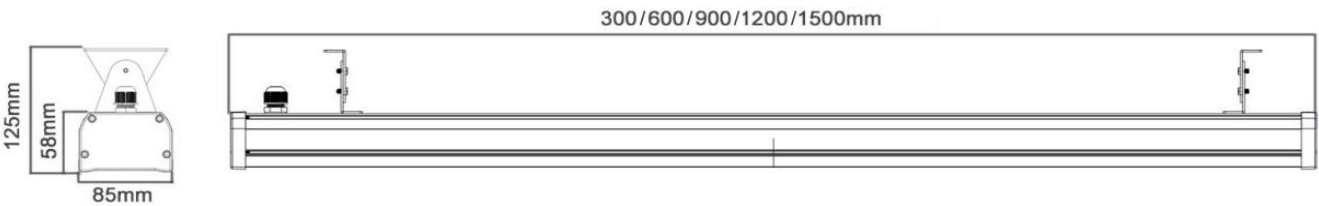
- Input Voltage: AC220-240V 50/60Hz
- Total Harmonic Distortion: THD< 15%
- Power Factor: PF>0.95
- Color Rendering Index: Ra>80
- Beam Agnle: 120 degree
- Lumen maintenance @6000h: >97%
- IP Rating: IP66
- Life Span: >50,000 hours
- Warranty: 5 years
- Material: Aluminum Housing+Tempered Glass Cover
- Dimmable: 1-10V / DALI / Sensor / Emergency available
- Operation Temperature: -30-+50 celsius degree
- Storage Temperature: -40-+70 celsius degree

Datasheet

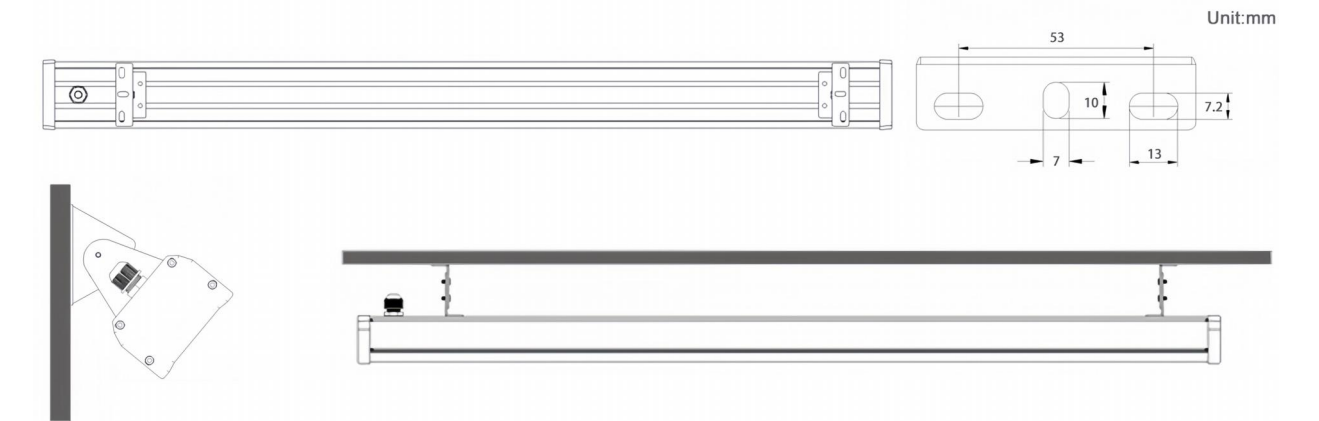
Product Code	Rated Power	Input Voltage	LED Type	CCT	Power Factor	Luminous Flux (LM)	Lumen Efficacy (LM/W)	CRI
LGS-TPLOD-03-20W	20W	AC220-240V	SMD2835	2700-6500K	PF>0.95	2400lm± 10%	120	Ra>80
LGS-TPLOD-06-30W	30W	AC220-240V	SMD2835	2700-6500K	PF>0.95	3600lm± 10%	120	Ra>80
LGS-TPLOD-09-40W	40W	AC220-240V	SMD2835	2700-6500K	PF>0.95	4800lm± 10%	120	Ra>80
LGS-TPLOD-12-40W	40W	AC220-240V	SMD2835	2700-6500K	PF>0.95	4800lm± 10%	120	Ra>80
LGS-TPLOD-12-60W	60W	AC220-240V	SMD2835	2700-6500K	PF>0.95	7200lm± 10%	120	Ra>80
LGS-TPLOD-15-80W	80W	AC220-240V	SMD2835	2700-6500K	PF>0.95	9600lm± 10%	120	Ra>80



Dimensions




Installation



Wall Mounting

Ceiling Mounting

EX LED Vapor Light



Features

- 6063 Aluminum profile for best heat sinking and anti-UV polycarbonate diffuser, high impact resistance IK10;
- Die-cast aluminum end caps provide enhanced durability in high-temperature, high-humidity environments or outdoor applications;
- Adopt dust and waterproof structure design, protection level IP66;
- Packed with reputed branded power supply, surge >2.5KV, high power factor >0.95, flicker free design;
- Use high quality LM80 rated LEDs to ensure the product reliability and life expectancy;
- Fast and easy installation to replace existing lighting fixtures;
- Long lifetime over 50,000 hours, 5 years warranty.

Application

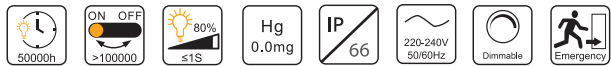
- Ex LED vapor lights are widely used for public lighting, commercial lighting and harsh industrial lighting applications:
- Stockrooms, Warehouses, Workshops, Automotive manufacturing plants, high-humidity, high-oil-content food processing plants, steel mills, metallurgical plant, chemical plants;
 - Outdoor pedestrian bridges, and other high-temperature specialized environments;
 - Airport/Train/Bus station waiting rooms, Subway systems, Marine vessels, etc.

Technical Features

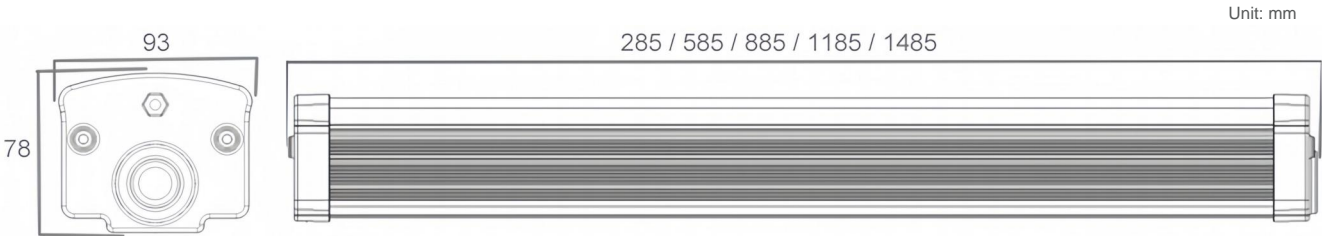
- Input Voltage: AC220-240V 50/60Hz
- Total Harmonic Distortion: THD< 15%
- Power Factor: PF>0.95
- Color Rendering Index: Ra>80
- Beam Agnle: 120 degree
- Lumen maintenance @6000h: >97%
- IP Rating: IP66
- Lifespan: >50,000 hours
- Warranty: 5 years
- Material: Aluminum Housing+Die-cast Aluminum End Caps+Polycarbonate Cover
- Dimmable: 1-10V / DALI / Sensor / Emergency available
- Operation Temperature: -30-+50 celsius degree
- Storage Temperature: -40-+70 celsius degree

Datasheet

Product Code	Rated Power	Input Voltage	LED Type	CCT	Power Factor	Luminous Flux (LM)	Lumen Efficacy (LM/W)	CRI
LGS-TPLEX-03-20W	20W	AC220-240V	SMD2835	2700-6500K	PF>0.95	2800lm± 10%	140	Ra>80
LGS-TPLEX-06-30W	30W	AC220-240V	SMD2835	2700-6500K	PF>0.95	4200lm± 10%	140	Ra>80
LGS-TPLEX-09-40W	40W	AC220-240V	SMD2835	2700-6500K	PF>0.95	5600lm± 10%	140	Ra>80
LGS-TPLEX-12-60W	60W	AC220-240V	SMD2835	2700-6500K	PF>0.95	8400lm± 10%	140	Ra>80
LGS-TPLEX-12-80W	80W	AC220-240V	SMD2835	2700-6500K	PF>0.95	11200lm± 10%	140	Ra>80
LGS-TPLEX-15-80W	80W	AC220-240V	SMD2835	2700-6500K	PF>0.95	11200lm± 10%	140	Ra>80
LGS-TPLEX-15-100W	100W	AC220-240V	SMD2835	2700-6500K	PF>0.95	14000lm± 10%	140	Ra>80



Dimensions



Mounting Accessories



Lyra LED Vapor Light



Features

- Polycarbonate body and diffuser, high impact resistance IK10, UV resistance
- Aluminum heat sinking inside the integrated body to make sure excellent heat dissipation
- Isolated strong PC body, completely comply with electricity safety
- Adopt dust and waterproof structure design, protection level IP65
- Flicker free, uniform light spots
- Fast and easy installation to replace existing lighting fixtures
- Long lifetime over 50,000 hours, 5 years warranty

Application

- Underfloor cars parking lot
- Supermarkets, shops, hotels
- Stockrooms, warehouses, workshops
- Food processing, clod storage, clean room
- Airport/Train/Bus station waiting rooms, etc

Technical Features

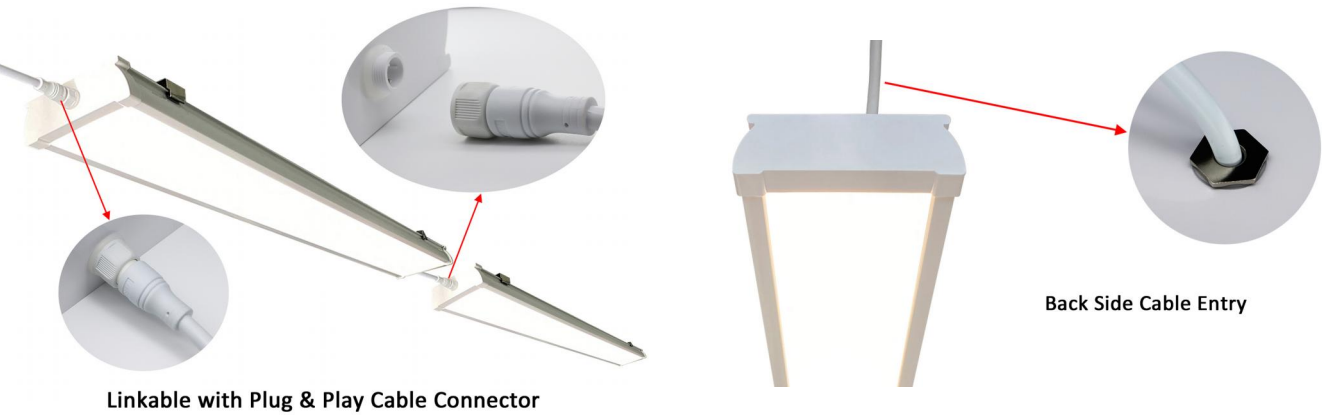
- Input Voltage: AC100-240V 50/60Hz
- Total Harmonic Distortion: THD:< 15%
- Power Factor: PF>0.95
- Color Rendering Index: Ra>80
- Beam Agnle: 120 degree
- Lumen maintenance @6000h: >97%
- IP Rating: IP65
- Life Span: >50,000 hours
- Warranty: 5 years
- Material: Polycarbonate+Aluminum heat sinking
- Optional Functions: Dimming/Emergency/ Motion Sensor on request
- Operation Temperature: -30--+50 celsius degree
- Storage Temperature: -40--+70 celsius degree

Datasheet

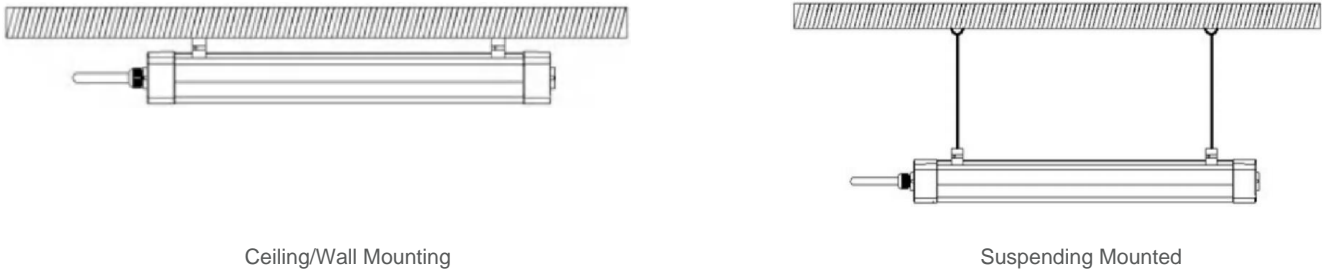
Product Code	Rated Power	Input Voltage	LED Type	CCT	Power Factor	Luminous Flux (LM)	Lumen Efficacy (LM/W)	CRI
LGS-TPLLR-06-20W	20W	AC100-240V	SMD2835	2700-6500K	PF>0.95	2600lm± 10%	130	Ra>80
LGS-TPLLR-12-30W	30W	AC100-240V	SMD2835	2700-6500K	PF>0.95	3900lm± 10%	130	Ra>80
LGS-TPLLR-12-40W	40W	AC100-240V	SMD2835	2700-6500K	PF>0.95	5200lm± 10%	130	Ra>80
LGS-TPLLR-15-50W	50W	AC100-240V	SMD2835	2700-6500K	PF>0.95	6500lm± 10%	130	Ra>80
LGS-TPLLR-15-60W	60W	AC100-240V	SMD2835	2700-6500K	PF>0.95	7800lm± 10%	130	Ra>80



Optional Functions



Installation



Cygnus LED Vapor Light



Features

- Packed with top reputed branded LEDs and power supply, to ensure the product reliability and life expectancy
- Adopt dust and waterproof structure design, protection level IP65
- Polycarbonate body and diffuser, aluminum heat sinking inside, high impact resistance, UV resistance
- Fast and easy installation to replace existing lighting fixtures
- 0-10V dimmable/DALI/Motion Sensor/Emergency available
- Long lifetime over 50,000 hours, 5 years warranty

Application

- Underfloor cars parking lot
- Supermarkets, shops, hotels
- Stockrooms, warehouses, workshops
- Airport/Train/Bus station waiting rooms, etc

Technical Features

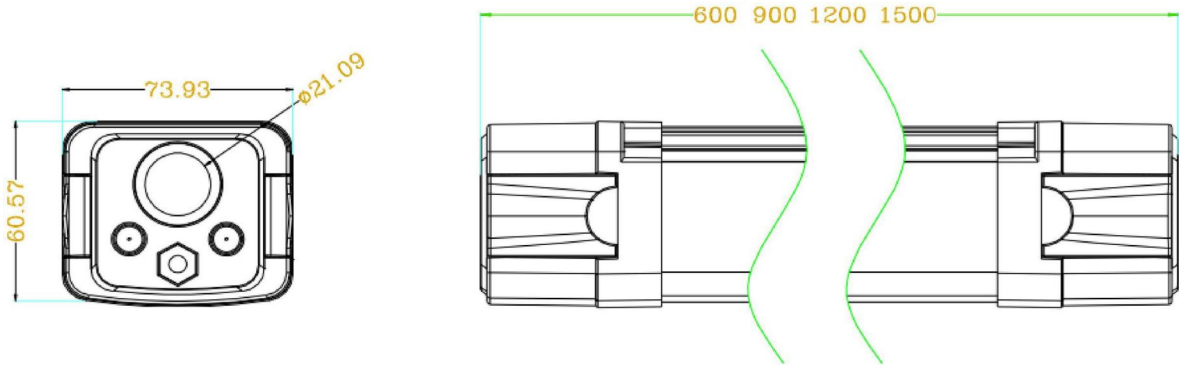
- Input Voltage: AC100-240V 50/60Hz
- Total Harmonic Distortion: THD: < 10%
- Power Factor: PF>0.95
- Color Rendering Index: Ra>80
- Beam Angle: 120 degree
- Lumen maintenance @6000h: >97%
- IP Rating: IP65
- Life Span: >50,000 hours
- Warranty: 5 years
- Material: Polycarbonate+Aluminum heat sinking
- Dimmable: 1-10V / PWM / Resistance / Dali available
- Operation Temperature: -30~+50 celsius degree
- Storage Temperature: -40~+70 celsius degree

Datasheet

Product Code	Rated Power	Input Voltage	LED Type	CCT	Power Factor	Luminous Flux (LM)	Lumen Efficacy (LM/W)	CRI
LGS-TPLCN-06-20W	20W	AC100-240V	SMD2835	2700-6500K	PF>0.95	2800lm± 10%	140	Ra>80
LGS-TPLCN-09-30W	30W	AC100-240V	SMD2835	2700-6500K	PF>0.95	4200lm± 10%	140	Ra>80
LGS-TPLCN-12-40W	40W	AC100-240V	SMD2835	2700-6500K	PF>0.95	5600lm± 10%	140	Ra>80
LGS-TPLCN-15-50W	50W	AC100-240V	SMD2835	2700-6500K	PF>0.95	7000lm± 10%	140	Ra>80



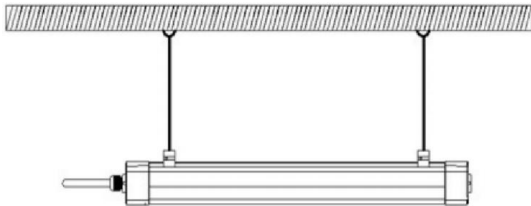
Measures



Installation



Ceiling/Wall Mounting



Suspending Mounted

Eos LED Vapor Light



WW NW CW



Features

- Polycarbonate body and diffuser, aluminum heat sinking inside, high impact resistance, UV resistance
- Adopt dust and waterproof structure design, protection level IP65
- Use branded LEDs and power supply, to ensure the product reliability and life expectancy
- Fast and easy installation to replace existing lighting fixtures
- Available with CCT selectable Warm White(WW), Natural White(NW) and Cool White(CW)
- Long lifetime over 50,000 hours, 5 years warranty

Application

- Underfloor cars parking lot
- Supermarkets, shops, hotels
- Stockrooms, warehouses, workshops
- Airport/Train/Bus station waiting rooms, etc

Technical Features

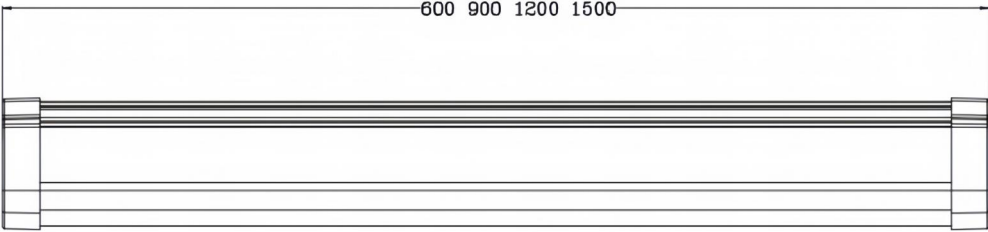
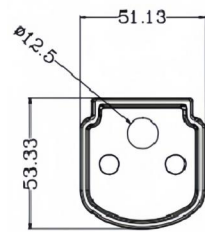
- Input Voltage: AC100-240V 50/60Hz
- Total Harmonic Distortion: THD: < 15%
- Power Factor: PF>0.95
- Color Rendering Index: Ra>80
- Beam Agnle: 120 degree
- Lumen maintenance @6000h: >97%
- IP Rating: IP65
- Life Span: >50,000 hours
- Warranty: 5 years
- Material: Polycarbonate+Aluminum heat sinking
- Dimmable: 1-10V / PWM / Resistance / Dali available
- Operation Temperature: -30-+50 celsius degree
- Storage Temperature: -40-+70 celsius degree

Datasheet

Product Code	Rated Power	Input Voltage	LED Type	CCT	Power Factor	Luminous Flux (LM)	Lumen Efficacy (LM/W)	CRI
LGS-TPLES-06-18W	18W	AC100-240V	SMD2835	2700-6500K	PF>0.95	2340lm± 10%	130	Ra>80
LGS-TPLES-09-24W	24W	AC100-240V	SMD2835	2700-6500K	PF>0.95	3120lm± 10%	130	Ra>80
LGS-TPLES-12-36W	36W	AC100-240V	SMD2835	2700-6500K	PF>0.95	4680lm± 10%	130	Ra>80
LGS-TPLES-15-48W	48W	AC100-240V	SMD2835	2700-6500K	PF>0.95	6240lm± 10%	130	Ra>80



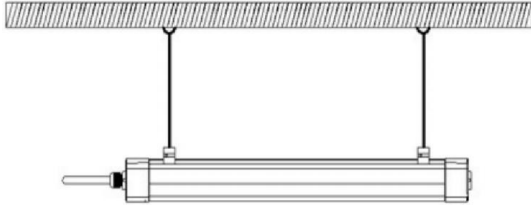
Measures



Installation



Ceiling/Wall Mounting



Suspending Mounted

Helena LED Vapor Light



Features

- Polycarbonate body and diffuser, aluminum heat sinking inside, high impact resistance, UV resistance
- Adopt dust and waterproof structure design, protection level IP65
- Use branded LEDs and power supply, to ensure the product reliability and life expectancy
- Fast and easy installation to replace existing lighting fixtures
- Long lifetime over 50,000 hours, 5 years warranty

Application

- Underfloor cars parking lot
- Supermarkets, shops, hotels
- Stockrooms, warehouses, workshops
- Airport/Train/Bus station waiting rooms, etc

Technical Features

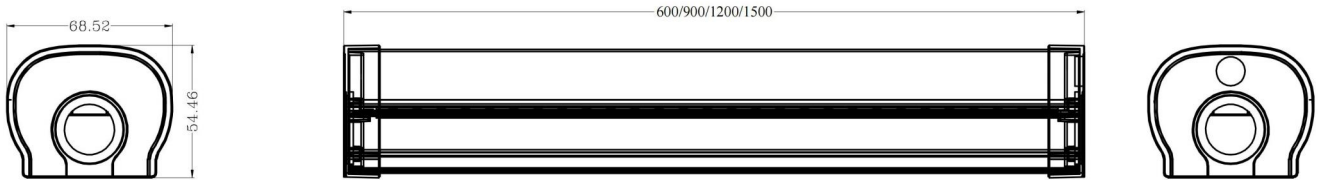
- Input Voltage: AC100-240V 50/60Hz
- Total Harmonic Distortion: THD: < 15%
- Power Factor: PF>0.95
- Color Rendering Index: Ra>80
- Beam Agnle: 120 degree
- Lumen maintenance @6000h: >97%
- IP Rating: IP65
- Life Span: >50,000 hours
- Warranty: 5 years
- Material: Polycarbonate+Aluminum heat sinking
- Dimmable: 1-10V / PWM / Resistance / Dali available
- Operation Temperature: -30-+50 celsius degree
- Storage Temperature: -40-+70 celsius degree

Datasheet

Product Code	Rated Power	Input Voltage	LED Type	CCT	Power Factor	Luminous Flux (LM)	Lumen Efficacy (LM/W)	CRI
LGS-TPLHL-06-20W	20W	AC100-240V	SMD2835	2700-6500K	PF>0.95	2600lm± 10%	130	Ra>80
LGS-TPLHL-09-30W	30W	AC100-240V	SMD2835	2700-6500K	PF>0.95	3900lm± 10%	130	Ra>80
LGS-TPLHL-12-40W	40W	AC100-240V	SMD2835	2700-6500K	PF>0.95	5200lm± 10%	130	Ra>80
LGS-TPLHL-15-50W	50W	AC100-240V	SMD2835	2700-6500K	PF>0.95	6500lm± 10%	130	Ra>80



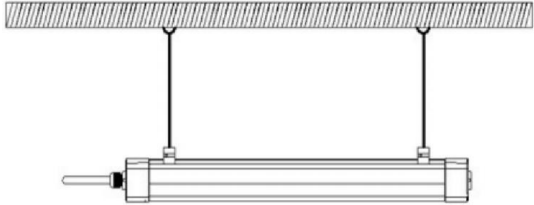
Measures



Installation




Ceiling/Wall Mounting



Suspending Mounted

Round LED Vapor Light



Features

- Polycarbonate body and diffuser, high impact resistance, UV resistance;
- High quality and robust aluminium heat-sinking to assure good heat dissipation;
- Adopt dust and waterproof structure design, protection level IP67/IP69K;
- Packed with top reputed branded LEDs and power supply, to ensure the product reliability and life expectancy;
- Stainless steel end caps and breathable valve ensures the long-term stability in harsh environments;
- Fast and easy installation to replace existing lighting fixtures;
- Long lifetime over 50,000 hours, 5 years warranty.

Application

- Fram plant, food processing factory
- Supermarkets, shops, hotels
- Stockrooms, warehouses, workshops
- Airport/Train/Bus station waiting rooms, etc

Technical Features


- Input Voltage: AC100-240V 50/60Hz
- Total Harmonic Distortion: THD: < 15%
- Power Factor: PF>0.95
- Color Rendering Index: Ra>80
- Beam Agnle: 120 degree
- Lumen maintenance @6000h: >97%
- IP Rating: IP67/IP69K
- Life Span: >50,000 hours
- Warranty: 5 years
- Material: Polycarbonate+Aluminum heat sinking
- Dimmable: 1-10V / Dali / Sensor / Emergency available
- Operation Temperature: -30-+40 celsius degree
- Storage Temperature: -40-+70 celsius degree

Datasheet

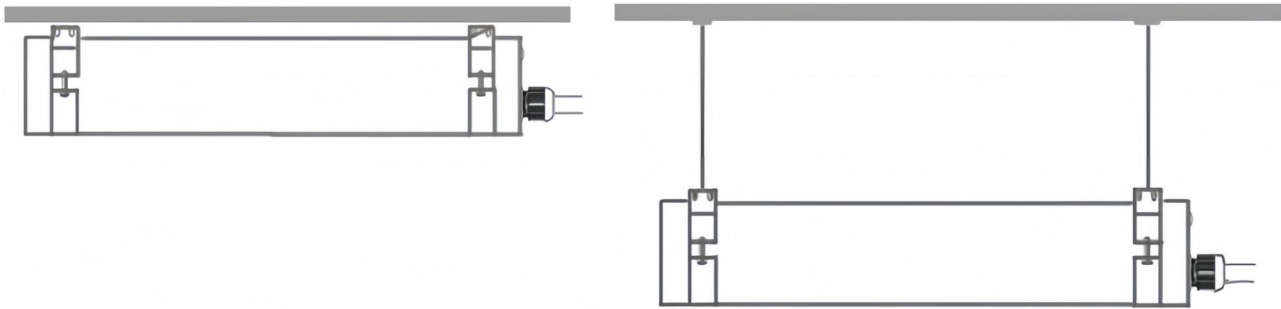
Product Code	Rated Power	Input Voltage	LED Type	CCT	Power Factor	Luminous Flux (LM)	Lumen Efficacy (LM/W)	CRI
LGS-TPLR-06-20W	20W	AC100-240V	SMD2835	2700-6500K	PF>0.95	2800lm± 10%	140	Ra>80
LGS-TPLR-06-30W	30W	AC100-240V	SMD2835	2700-6500K	PF>0.95	4200lm± 10%	140	Ra>80
LGS-TPLR-12-40W	40W	AC100-240V	SMD2835	2700-6500K	PF>0.95	5600lm± 10%	140	Ra>80
LGS-TPLR-12-50W	50W	AC100-240V	SMD2835	2700-6500K	PF>0.95	7000lm± 10%	140	Ra>80
LGS-TPLR-15-60W	60W	AC100-240V	SMD2835	2700-6500K	PF>0.95	8400lm± 10%	140	Ra>80



Measures



Installation



Ceiling/Wall Mounting

Suspending Mounted

LED Bulkhead Light



Features

- Endurable die-casting aluminum housing with good heat dissipation
- Packed with branded LEDs and power supply to ensure the product reliability and life expectancy
- Saving more than 70% energy compared with traditional lighting fixtures
- Adopt dust and moisture proof structure design, with polycarbonate diffuser and stainless steel screws
- IP65 degree protection, 5 years warranty

Application

- Balcony, kitchen
- Living room, bathroom
- Shopping malls, parking lots
- Corridor and other outdoor lighting

Technical Features

- Input Voltage: AC100-240V 50/60Hz
- Total Harmonic Distortion: THD: < 10%
- Power Factor: PF>0.9
- Color Rendering Index: Ra>80
- Beam Angle: 120 degree
- Lumen maintenance @6000h: >97%
- IP Rating: IP65
- Life Span: >50,000 hours
- Warranty: 5 years
- Material: Aluminum+Polycarbonate
- Dimmable: 1-10V / PWM / Resistance / Dali available
- Operation Temperature: -25~+50 celsius degree
- Storage Temperature: -40~+70 celsius degree

Datasheet

Product Code	Rated Power	Input Voltage	LED Type	CCT	Power Factor	Luminous Flux (LM)	Lumen Efficacy (LM/W)	CRI
LGS-BL01-08W	8W	AC100-240V	SMD2835	2700-6500K	PF>0.9	800lm± 10%	100	Ra>80
LGS-BL01-12W	12W	AC100-240V	SMD2835	2700-6500K	PF>0.9	1260lm± 10%	105	Ra>80
LGS-BL01-18W	18W	AC100-240V	SMD2835	2700-6500K	PF>0.9	1980lm± 10%	110	Ra>80
LGS-BL01-24W	24W	AC100-240V	SMD2835	2700-6500K	PF>0.9	2640lm± 10%	110	Ra>80
LGS-BL01-30W	30W	AC100-240V	SMD2835	2700-6500K	PF>0.9	3600lm± 10%	120	Ra>80
LGS-BL01-50W	50W	AC100-240V	SMD2835	2700-6500K	PF>0.9	6000lm± 10%	120	Ra>80



Optional Appearance

Cross



Grid



Moon



Oval



Cross



Grid



Half

LED Wall Pack Light



Features

- Endurable die-casting aluminum housing with good heat dissipation
- Packed with branded LEDs and power supply to ensure the product reliability and life expectancy
- Saving more than 70% energy compared with traditional lighting fixtures
- Adopt dust and moisture proof structure design, IP65 degree protection
- 5 years warranty

Application

- Balcony, kitchen
- Living room, bathroom
- Shopping malls, parking lots
- Corridor and other outdoor lighting

Technical Features

- Input Voltage: AC100-240V 50/60Hz
- Total Harmonic Distortion: THD: < 10%
- Power Factor: PF>0.9
- Color Rendering Index: Ra>80
- Beam Angle: 120 degree
- Lumen maintenance @6000h: >97%
- IP Rating: IP65
- Life Span: >50,000 hours
- Warranty: 5 years
- Material: Aluminum+Polycarbonate
- Dimmable: 1-10V / PWM / Resistance / Dali available
- Operation Temperature: -25-+50 celsius degree
- Storage Temperature: -40-+70 celsius degree

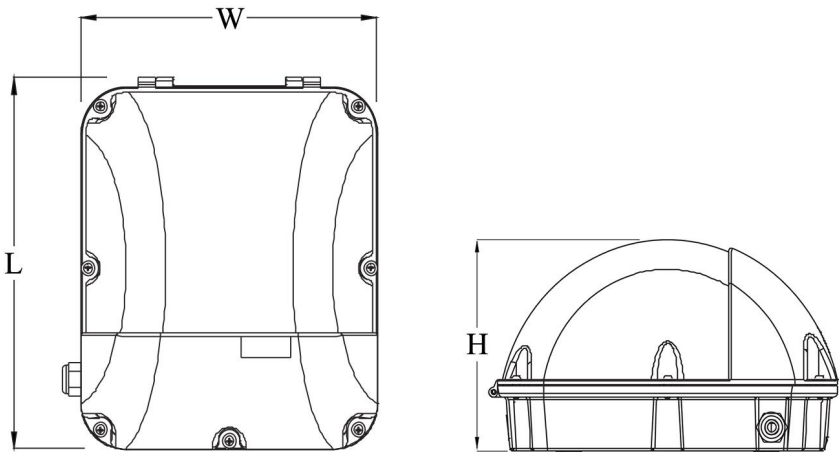
Datasheet

Product Code	Rated Power	Input Voltage	LED Type	CCT	Power Factor	Luminous Flux (LM)	Lumen Efficacy (LM/W)	CRI
LGS-WPL-20W	20W	AC100-240V	Lumileds 3030	2700-6500K	PF>0.9	2400lm± 10%	120	Ra>80
LGS-WPL-30W	30W	AC100-240V	Lumileds 3030	2700-6500K	PF>0.9	3600lm± 10%	120	Ra>80
LGS-WPL-50W	50W	AC100-240V	Lumileds 3030	2700-6500K	PF>0.9	6000lm± 10%	120	Ra>80

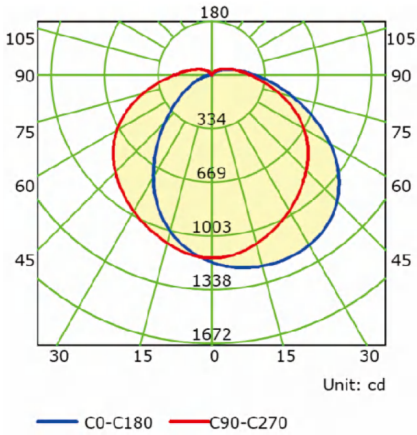


Dimensions

Power	Measure
20W	L300*W270*H126mm
30W	L300*W270*H180mm
50W	L300*W270*H180mm



Light Distribution Curve



Linear LED High Bay Light



Features

- Innovative thin modularization heat body, air convection design, optimization of air duct, omni-directional three-dimensional heat dissipation, greatly improved thermal performance
- Professional optical lens, multiple beam angles, can meet customers' different requirements
- Waterproof IP65
- Use high quality LED and power supply, to ensure the product reliability and life expectancy
- Multiple-choices brand LED and power supply
- More cost-effective than similar products to meet customers various needs
- 0-10V dimmable/Dali/Motion Sensor/Daylight Sensor available

Application

- Parking areas Lighting
- Factory Lighting
- Warehouse Lighting
- High/Low Bay Lighting

Technical Features

- Input Voltage: AC100-240V 50/60Hz
- Total Harmonic Distortion: THD: < 10%
- Power Factor: PF>0.95
- Color Rendering Index: Ra>80
- Beam Angle: 30/ 60 / 90 / 30*70 / 60*90
60*120 / 80*155 degree
- Lumen maintenance @6000h: >97%
- IP Rating: IP65
- Life Span: >50,000 hours
- Warranty: 5 years
- Material: Aluminum + Polycarbonate lens
- Dimmable: 1-10V / PWM / Resistance / Dali available
- Operation Temperature: -30~+50 celsius degree
- Storage Temperature: -40~+70 celsius degree



adjustable ± 50 °



Hanging chain



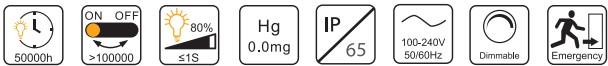
Side bracket



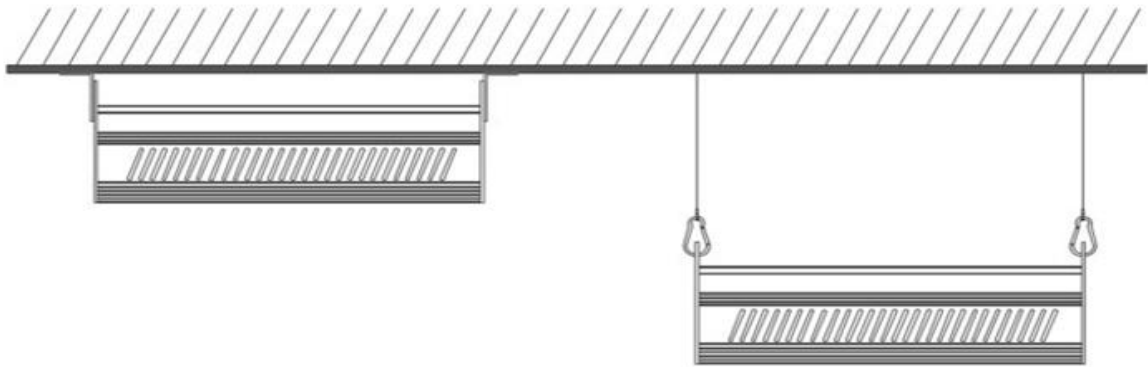
optical lens module

Datasheet

Product Code	Rated Power	Input Voltage	LED Type	Driver	LED Qty	Power Factor	Luminous Flux (LM)	Lumen Efficacy (LM/W)	CRI
LGS-LHL-50W	50W	AC100-240V	Lumileds/Osram SMD3030	Mean Well	56	PF>0.95	6500lm± 10%	130	Ra>80
LGS-LHL-100W	100W	AC100-240V	Lumileds/Osram SMD3030	Mean Well	112	PF>0.95	13000lm± 10%	130	Ra>80
LGS-LHL-150W	150W	AC100-240V	Lumileds/Osram SMD3030	Mean Well	168	PF>0.95	19500lm± 10%	130	Ra>80
LGS-LHL-200W	200W	AC100-240V	Lumileds/Osram SMD3030	Mean Well	224	PF>0.95	26000lm± 10%	130	Ra>80
LGS-LHL-250W	250W	AC100-240V	Lumileds/Osram SMD3030	Mean Well	280	PF>0.95	32500lm± 10%	130	Ra>80
LGS-LHL-300W	300W	AC100-240V	Lumileds/Osram SMD3030	Mean Well	336	PF>0.95	39000lm± 10%	130	Ra>80
LGS-LHL-400W	400W	AC100-240V	Lumileds/Osram SMD3030	Mean Well	448	PF>0.95	52000lm± 10%	130	Ra>80
LGS-LHL-500W	500W	AC100-240V	Lumileds/Osram SMD3030	Mean Well	560	PF>0.95	65000lm± 10%	130	Ra>80



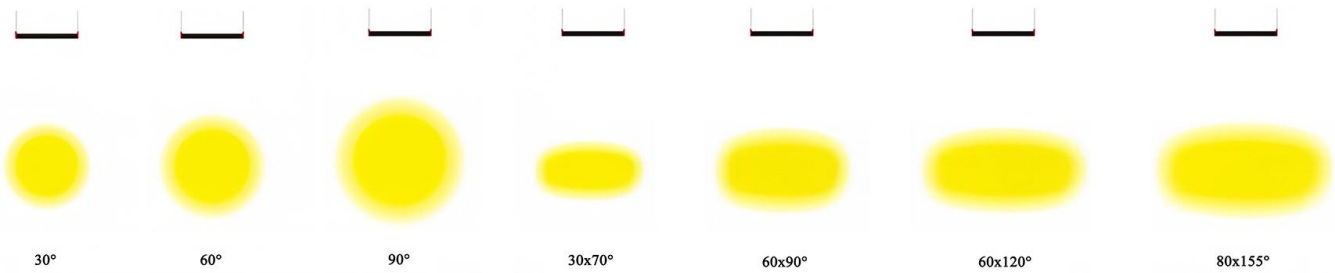
Installation




Ceiling/Wall Mounting

Chain Mounting

Light Distributions



Altair LED Linear High Bay Light



Features

- Elegant design with die-cast aluminum housing, ensure the best heat dissipation and performance
- Packed with branded LEDs and power supply, to ensure the product reliability and life expectancy with 5 years warranty
- High lighting efficiency LEDs, lumen efficiency up to 160LM/W of the entire lamp
- Adopt dust and waterproof structure design, waterproof level IP66
- Optimized anti-glare polycarbonate lens design, professional light distribution for various applications
- Hanging chain mounting / rod mounting , suitable for most application places
- Available with motion sensor, dimmable, etc to save more energy

Application

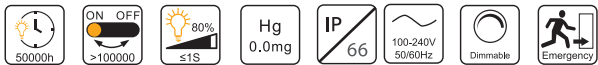
- Parking areas, Garage
- Factory, Workshop
- Warehouse, Storage
- Gymnasium
- High/Low Bay Lighting

Technical Features

- Input Voltage: AC100-240V 50/60Hz
- Total Harmonic Distortion: THD:< 15%
- Power Factor: PF>0.95
- Color Rendering Index: Ra>80
- Beam Agnle: 60 / 90 / 120 degree
- Lumen maintenance @6000h: >97%
- IP Rating: IP66
- Life Span: >50,000 hours
- Warranty: 5 years
- Material: Aluminum housing+ PC Lens
- Dimmable: 1-10V / PWM / Resistance / DALI available
- Operation Temperature: -30--+50 celsius degree
- Storage Temperature: -40--+70 celsius degree

Datasheet

Product Code	Rated Power	Input Voltage	LED Type	Driver Brand	Power Factor	Luminous Flux (LM)	Lumen Efficacy (LM/W)	CRI
LGS-LHAT-100W	100W	AC100-240V	SMD2835	Sosen/Suncom	PF>0.95	16000lm± 10%	160	Ra>80
LGS-LHAT-150W	150W	AC100-240V	SMD2835	Sosen/Suncom	PF>0.95	24000lm± 10%	160	Ra>80
LGS-LHAT-200W	200W	AC100-240V	SMD2835	Sosen/Suncom	PF>0.95	32000lm± 10%	160	Ra>80
LGS-LHAT-240W	240W	AC100-240V	SMD2835	Sosen/Suncom	PF>0.95	38400lm± 10%	160	Ra>80
LGS-LHAT-300W	300W	AC100-240V	SMD2835	Sosen/Suncom	PF>0.95	48000lm± 10%	160	Ra>80
LGS-LHAT-400W	400W	AC100-240V	SMD2835	Sosen/Suncom	PF>0.95	64000lm± 10%	160	Ra>80
LGS-LHAT-480W	480W	AC100-240V	SMD2835	Sosen/Suncom	PF>0.95	76800lm± 10%	160	Ra>80



Installation



Linear LED High Bay Light



Features

- High-impact 6063 Aluminum profile for best heat sinking and anti-UV polycarbonate diffuser, high impact resistance IK10;
- Packed with high quality LM80 rated LEDs and reputed branded power supply, to ensure the product reliability and life expectancy;
- Adopt dust and waterproof structure design, protection level IP65;
- Professional light distributions for various applications;
- Fast and easy installation to replace existing lighting fixtures;
- Long lifetime over 50,000 hours, 5 years warranty.

Application

- Industrial Lighting
- Factory and Workshop Lighting
- Warehouse and Storage Lighting
- High/Low Bay Lighting

Technical Features


- Input Voltage: AC220-240V 50/60Hz
- Total Harmonic Distortion: THD <15%
- Power Factor: PF>0.95
- Color Rendering Index: Ra>80
- Beam Agnle: 30 / 60 / 90 / 120 degree
- Lumen maintenance @6000h: >97%
- IP Rating: IP65
- Lifespan: >50,000 hours
- Warranty: 5 years
- Material: Aluminum Housing + Polycarbonate Diffuser
- Dimmable: 1-10V / PWM / Resistance / DALI available
- Operation Temperature: -30-+50 celsius degree
- Storage Temperature: -40-+70 celsius degree

Datasheet

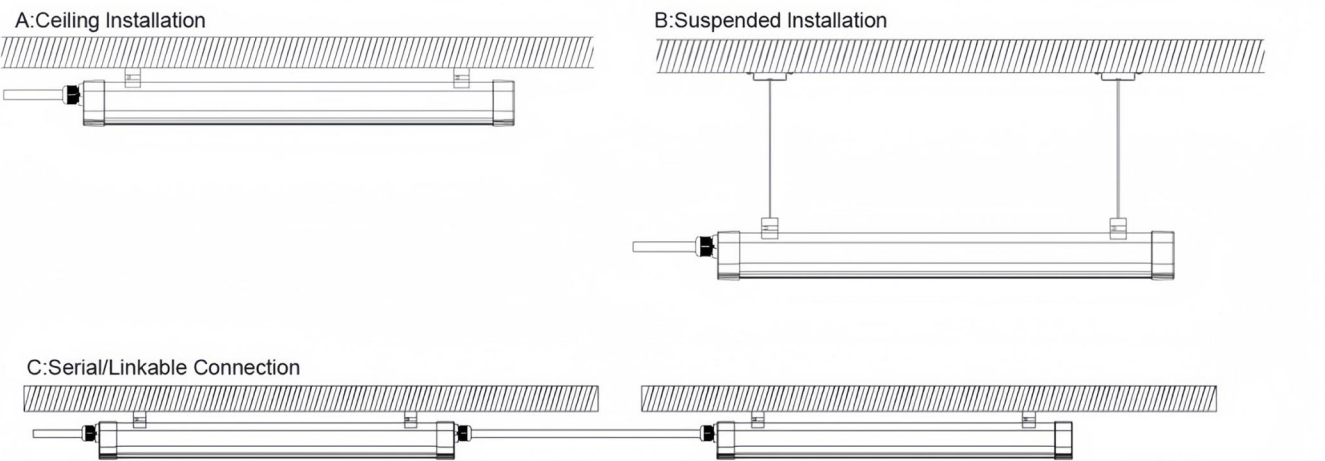
Product Code	Rated Power	Input Voltage	Size	LED Type	CCT	Power Factor	Luminous Flux (LM)	Lumen Efficacy (LM/W)	CRI
LGS-LHE-50W	50W	AC220-240V	L600mm	SMD2835	2700-6500K	PF>0.95	8500lm± 10%	170	Ra>80
LGS-LHE-80W	80W	AC220-240V	L900mm	SMD2835	2700-6500K	PF>0.95	13600lm± 10%	170	Ra>80
LGS-LHE-100W	100W	AC220-240V	L1200mm	SMD2835	2700-6500K	PF>0.95	17000lm± 10%	170	Ra>80
LGS-LHE-150W	150W	AC220-240V	L1500mm	SMD2835	2700-6500K	PF>0.95	25500lm± 10%	170	Ra>80
LGS-LHE-200W	200W	AC220-240V	L1500mm	SMD2835	2700-6500K	PF>0.95	34000lm± 10%	170	Ra>80



Dimensions



Installation



Apollo LED UFO Highbay Light



Features

- Light and small UFO structure greatly shorten the packing space and save the freight
- Use high quality LED and power supply, to ensure the product reliability and life expectancy
- Adopt dust and waterproof structure design, waterproof level IP65
- High lighting efficiency LEDs, lumen efficiency up to 150LM/W of the entire lamp
- Aluminum profile and toughened glass, high impact resistance
- 0-10V dimmable/Dali/Motion Sensor/Daylight Sensor available
- 5 Years Warranty

Application

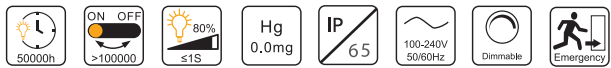
- Industrial Lighting
- Ceiling Lighting
- Warehouse Lighting
- High/Low Bay Lighting

Technical Features

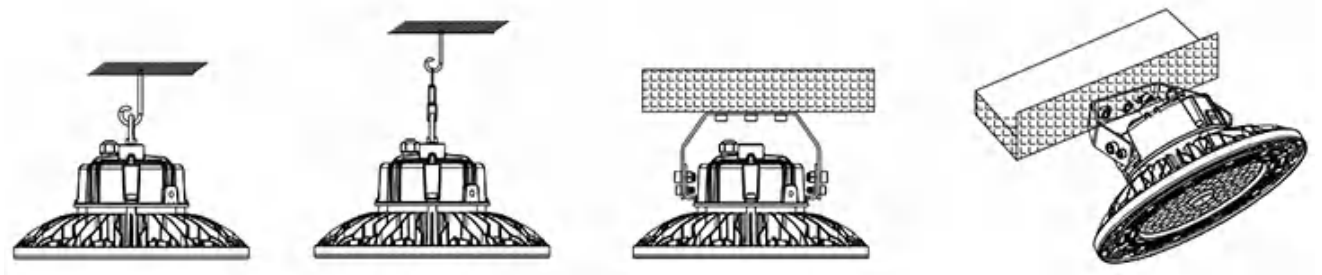
- Input Voltage: AC100-240V 50/60Hz
- Total Harmonic Distortion: THD: < 10%
- Power Factor: PF>0.95
- Color Rendering Index: Ra>80
- Beam Angle: 60 / 90 / 110 degree
- Lumen maintenance @6000h: >97%
- IP Rating: IP65
- Life Span: >50,000 hours
- Warranty: 5 years
- Material: Aluminum + Optical Glass
- Dimmable: 1-10V / PWM / Resistance / Dali available
- Operation Temperature: -30~+50 celsius degree
- Storage Temperature: -40~+70 celsius degree

Datasheet

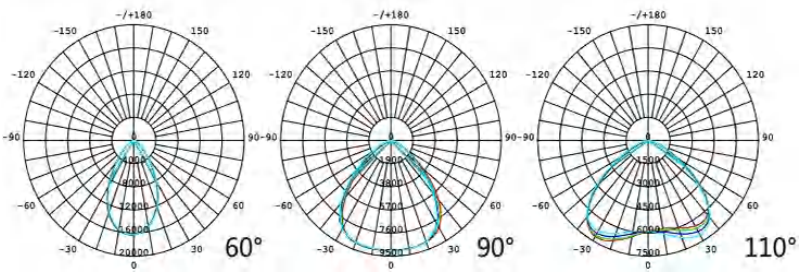
Product Code	Rated Power	Input Voltage	LED Type	Driver	LED Qty	Power Factor	Luminous Flux (LM)	Lumen Efficacy (LM/W)	CRI
LGS-UFOAP-100W	100W	AC100-240V	Osram SMD2835	MW/SS	210	PF>0.95	15000lm± 10%	150	Ra>80
LGS-UFOAP-150W	150W	AC100-240V	Osram SMD2835	MW/SS	300	PF>0.95	22500lm± 10%	150	Ra>80
LGS-UFOAP-200W	200W	AC100-240V	Osram SMD2835	MW/SS	375	PF>0.95	30000lm± 10%	150	Ra>80
LGS-UFOAP-240W	240W	AC100-240V	Osram SMD2835	MW/SS	430	PF>0.95	36000lm± 10%	150	Ra>80



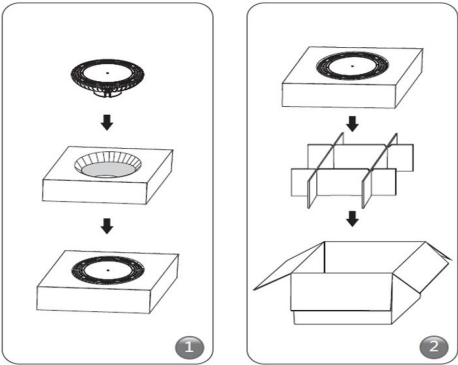
Installation



Photometry Curve



Packing



Victory LED UFO Highbay Light



Features

- Light and small UFO structure design, greatly shorten the packing space, save delivery and strage cost
- Use high quality LEDs and power supply, to ensure the product reliability and life expectancy
- Adopt dust and waterproof structure design, waterproof level IP65
- High lighting efficiency LEDs, lumen efficiency up to 190LM/W of the entire lamp
- Die-cast aluminum housing and polycarbonate lens, professional light distribution for various applications
- Available with plug and play motion sensor, save more energy
- 0-10V dimmable/Dali/Motion Sensor/Daylight Sensor available
- 5 Years Warranty

Application

- Industrial Lighting
- Ceiling Lighting
- Warehouse Lighting
- High/Low Bay Lighting

Technical Features

- Input Voltage: AC100-240V 50/60Hz
- Total Harmonic Distortion: THD: < 10%
- Power Factor: PF>0.95
- Color Rendering Index: Ra>80
- Beam Agnle: 60 / 90 / 120 degree
- Lumen maintenance @6000h: >97%
- IP Rating: IP65
- Life Span: >50,000 hours
- Warranty: 5 years
- Material: Aluminum + Polycarbonate lens
- Dimmable: 1-10V / PWM / Resistance / Dali available
- Operation Temperature: -30--+50 celsius degree
- Storage Temperature: -40--+70 celsius degree

Datasheet

Product Code	Rated Power	Input Voltage	LED Type	Driver Brand	Power Factor	Luminous Flux (LM)	Lumen Efficacy (LM/W)	CRI
LGS-UFOA-100W	100W	AC100-240V	SMD2835	Meanwell/Philips/Sosen	PF>0.95	19000lm± 10%	190	Ra>80
LGS-UFOA-150W	150W	AC100-240V	SMD2835	Meanwell/Philips/Sosen	PF>0.95	28500lm± 10%	190	Ra>80
LGS-UFOA-200W	200W	AC100-240V	SMD2835	Meanwell/Philips/Sosen	PF>0.95	38000lm± 10%	190	Ra>80
LGS-UFOA-240W	240W	AC100-240V	SMD2835	Meanwell/Philips/Sosen	PF>0.95	45600lm± 10%	190	Ra>80



Optional Accessories

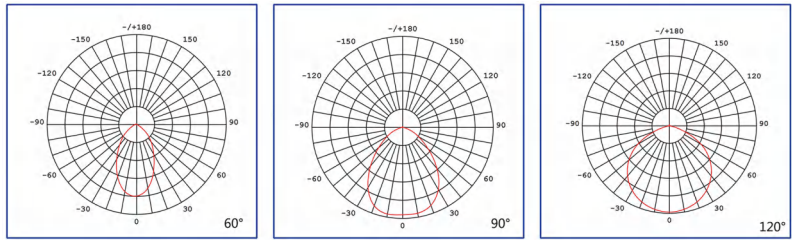


Motion Sensor

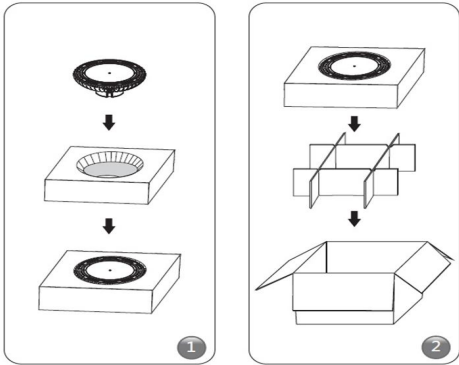


Reflector

Photometry Curve



Packing



Nebula LED UFO Highbay Light



Features

- Light and small UFO structure design, greatly shorten the packing space, save delivery and strage cost
- Use high quality LEDs and power supply, to ensure the product reliability and life expectancy
- Adopt dust and waterproof structure design, waterproof level IP65
- High lighting efficiency LEDs, lumen efficiency up to 150LM/W of the entire lamp
- Die-cast aluminum housing and polycarbonate lens, professional light distribution for various applications
- Available with plug and play motion sensor, save more energy
- 0-10V dimmable/Dali/Motion Sensor/Daylight Sensor available
- 5 Years Warranty

Application

- Industrial Lighting
- Ceiling Lighting
- Warehouse Lighting
- High/Low Bay Lighting

Technical Features

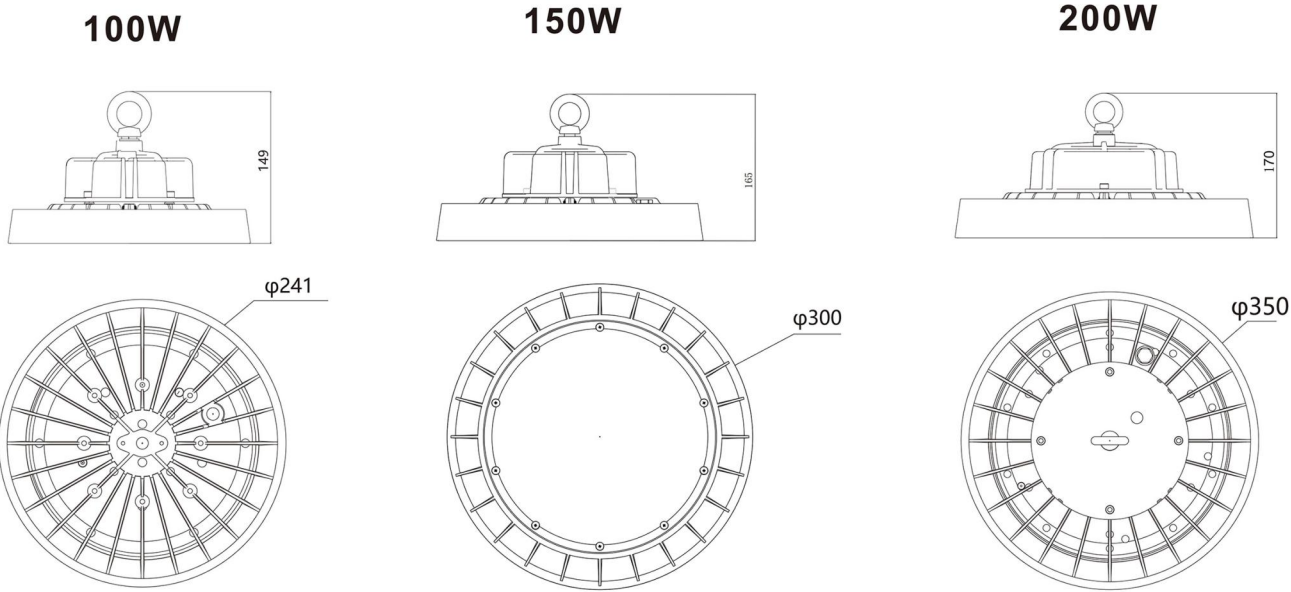
- Input Voltage: AC100-240V 50/60Hz
- Total Harmonic Distortion: THD: < 10%
- Power Factor: PF>0.95
- Color Rendering Index: Ra>80
- Beam Agnle: 60 / 90 / 120 degree
- Lumen maintenance @6000h: >97%
- IP Rating: IP65
- Life Span: >50,000 hours
- Warranty: 5 years
- Material: Aluminum + Polycarbonate lens
- Dimmable: 1-10V / PWM / Resistance / Dali available
- Operation Temperature: -30-+50 celsius degree
- Storage Temperature: -40-+70 celsius degree

Datasheet

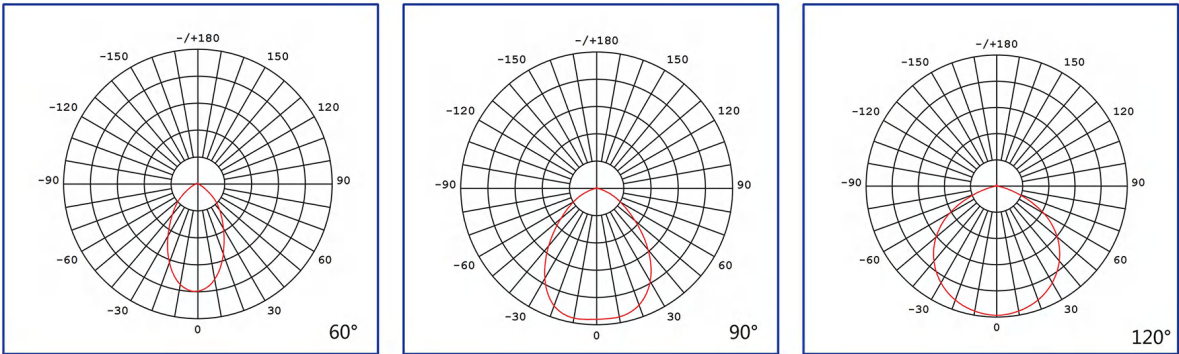
Product Code	Rated Power	Input Voltage	LED Type	Driver Brand	Power Factor	Luminous Flux (LM)	Lumen Efficacy (LM/W)	CRI
LGS-UFONB-100W	100W	AC100-240V	SMD2835	Meanwell/Philips/Sosen	PF>0.95	15000lm± 10%	150	Ra>80
LGS-UFONB-150W	150W	AC100-240V	SMD2835	Meanwell/Philips/Sosen	PF>0.95	22500lm± 10%	150	Ra>80
LGS-UFONB-200W	200W	AC100-240V	SMD2835	Meanwell/Philips/Sosen	PF>0.95	30000lm± 10%	150	Ra>80



Dimensions



Photometry Curve



Fancy LED UFO Highbay Light



Features

- Light and small UFO structure design, greatly shorten the packing space, save delivery and strage costs
- Packed with branded LEDs and power supply, to ensure the product reliability and life expectancy
- Adopt dust and waterproof structure design, waterproof level IP65
- High lighting efficiency LEDs, lumen efficiency up to 190LM/W of the entire lamp
- Die-cast aluminum housing and polycarbonate lens, professional light distribution for various applications
- Available with motion sensor, dimmable, etc to save more energy
- 5 Years Warranty

Application

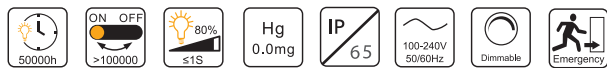
- Industrial Lighting
- Ceiling Lighting
- Warehouse Lighting
- High/Low Bay Lighting

Technical Features

- Input Voltage: AC100-240V 50/60Hz
- Total Harmonic Distortion: THD: < 10%
- Power Factor: PF>0.95
- Color Rendering Index: Ra>80
- Beam Agnle: 60 / 90 / 120 degree
- Lumen maintenance @6000h: >97%
- IP Rating: IP65
- Life Span: >50,000 hours
- Warranty: 5 years
- Material: Aluminum + Polycarbonate lens
- Dimmable: 1-10V / PWM / Resistance / Dali available
- Operation Temperature: -30--+50 celsius degree
- Storage Temperature: -40--+70 celsius degree

Datasheet

Product Code	Rated Power	Input Voltage	LED Type	Driver Brand	Power Factor	Luminous Flux (LM)	Lumen Efficacy (LM/W)	CRI
LGS-UFOFC-100W	100W	AC100-240V	SMD2835	Meanwell/Philips/Sosen	PF>0.95	15000lm± 10%	150(190 optional)	Ra>80
LGS-UFOFC-150W	150W	AC100-240V	SMD2835	Meanwell/Philips/Sosen	PF>0.95	22500lm± 10%	150(190 optional)	Ra>80
LGS-UFOFC-200W	200W	AC100-240V	SMD2835	Meanwell/Philips/Sosen	PF>0.95	30000lm± 10%	150(190 optional)	Ra>80
LGS-UFOFC-240W	240W	AC100-240V	SMD2835	Meanwell/Philips/Sosen	PF>0.95	36000lm± 10%	150(190 optional)	Ra>80
LGS-UFOFC-300W	300W	AC100-240V	SMD2835	Meanwell/Philips/Sosen	PF>0.95	45000lm± 10%	150(190 optional)	Ra>80



Accessory

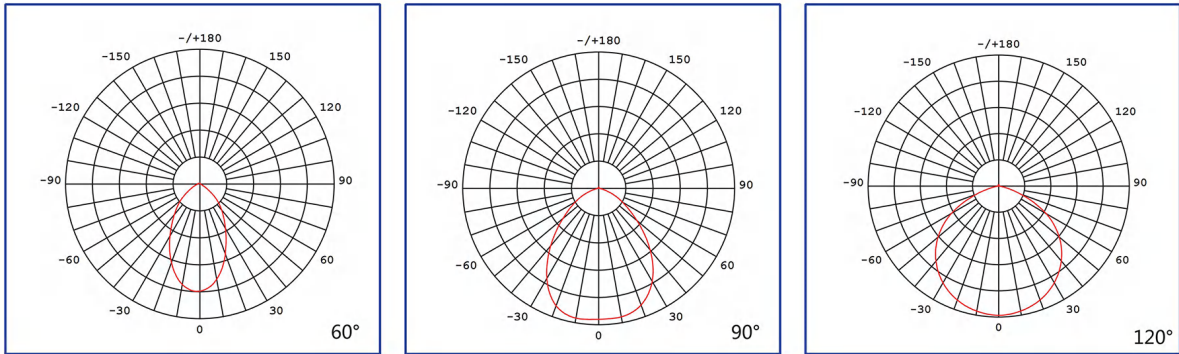


Reflector

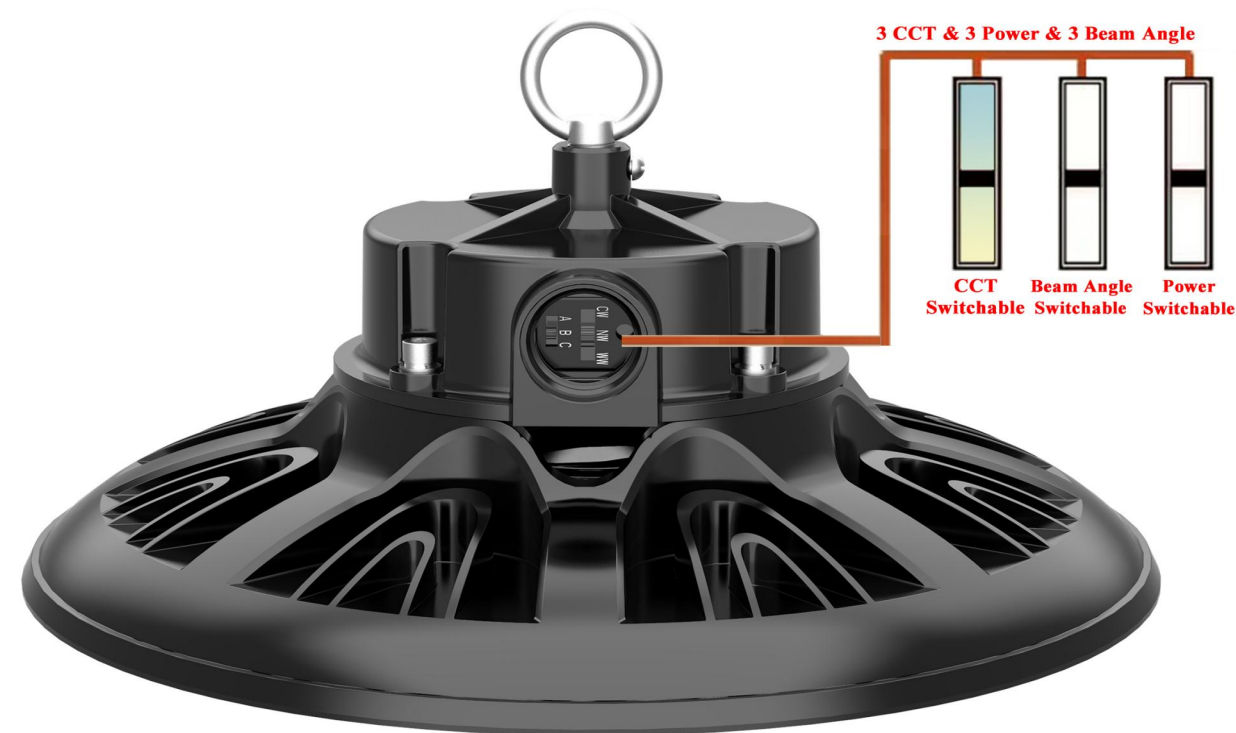


Emergency power kits

Photometry Curve



Boreas LED UFO Highbay Light



Features

- Light and small UFO structure design, greatly shorten the packing space, save delivery and strage costs
- Packed with branded LEDs and power supply, to ensure the product reliability and life expectancy
- Adopt dust and waterproof structure design, waterproof level IP65
- High lighting efficiency LEDs, lumen efficiency up to 190LM/W of the entire lamp
- Die-cast aluminum housing and polycarbonate lens, professional light distribution for various applications
- Available with motion sensor, dimmable, Zhaga socket, etc to save more energy
- 5 Years Warranty

Application

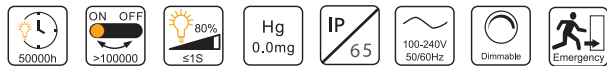
- Industrial Lighting
- Ceiling Lighting
- Warehouse Lighting
- High/Low Bay Lighting

Technical Features

- Input Voltage: AC100-240V 50/60Hz
- Total Harmonic Distortion: THD: < 10%
- Power Factor: PF>0.95
- Color Rendering Index: Ra>80
- Beam Agnle: 60 / 90 / 110 degree
- Lumen maintenance @6000h: >97%
- IP Rating: IP65
- Life Span: >50,000 hours
- Warranty: 5 years
- Material: Aluminum + Polycarbonate lens
- Dimmable: 1-10V / PWM / Resistance / Dali available
- Operation Temperature: -30~+50 celsius degree
- Storage Temperature: -40~+70 celsius degree

Datasheet

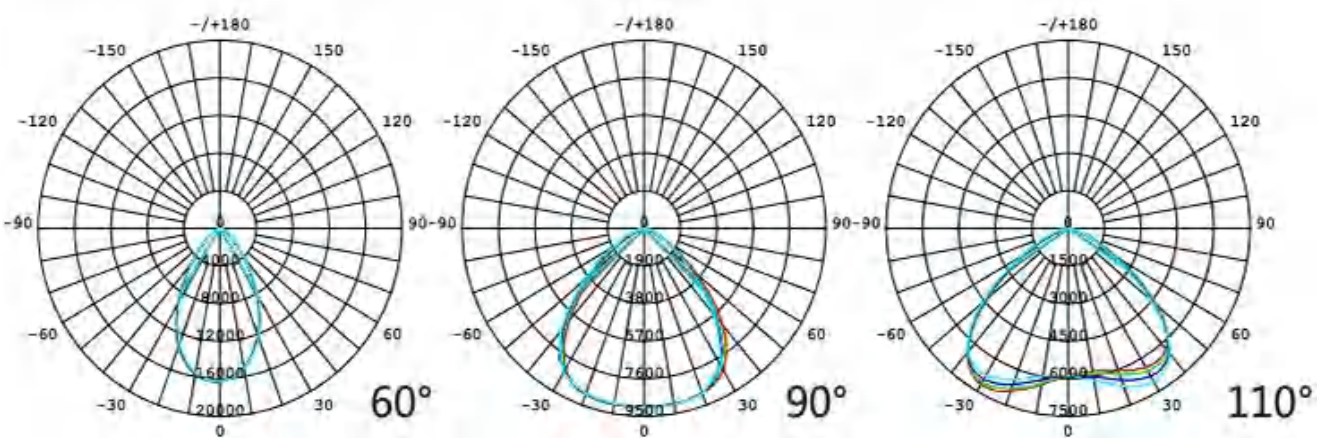
Product Code	Rated Power	Input Voltage	LED Type	Driver Brand	Power Factor	Luminous Flux (LM)	Lumen Efficacy (LM/W)	CRI
LGS-UFOB-60W	60W	AC100-240V	SMD2835	Philips/Sosen	PF>0.95	9000lm± 10%	150(170/190 optional)	Ra>80
LGS-UFOB-100W	100W	AC100-240V	SMD2835	Philips/Sosen	PF>0.95	15000lm± 10%	150(170/190 optional)	Ra>80
LGS-UFOB-150W	150W	AC100-240V	SMD2835	Philips/Sosen	PF>0.95	22500lm± 10%	150(170/190 optional)	Ra>80
LGS-UFOB-200W	200W	AC100-240V	SMD2835	Philips/Sosen	PF>0.95	30000lm± 10%	150(170/190 optional)	Ra>80
LGS-UFOB-240W	240W	AC100-240V	SMD2835	Philips/Sosen	PF>0.95	36000lm± 10%	150(170/190 optional)	Ra>80
LGS-UFOB-300W	300W	AC100-240V	SMD2835	Philips/Sosen	PF>0.95	45000lm± 10%	150(170/190 optional)	Ra>80
LGS-UFOB-400W	400W	AC100-240V	SMD2835	Philips/Sosen	PF>0.95	60000lm± 10%	150(170/190 optional)	Ra>80
LGS-UFOB-500W	500W	AC100-240V	SMD2835	Philips/Sosen	PF>0.95	75000lm± 10%	150(170/190 optional)	Ra>80



Accessory



Photometry Curve



Omni LED Highbay Light



Features

- One light for LED high bay light, flood light and street light, very flexible for multiple applications
- Packed with top reputed branded LEDs and power supply, to ensure the product reliability and life expectancy
- Adopt dust and waterproof structure design, waterproof level IP65
- High lighting efficiency LEDs, lumen efficiency up to 130LM/W of the entire lamp
- Die-cast aluminum housing and polycarbonate lens, professional light distribution for various applications
- Available with motion sensor, dimmable, etc to save more energy
- 5 Years Warranty

Application

- Industrial lighting, warehouse lighting
- Parking areas lighting, street & highways lighting
- Park and Statue, exhibition hall
- Pubic square and passage stadium and gymnasium

Technical Features

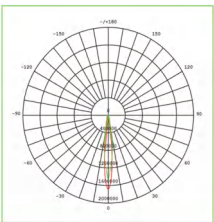
- Input Voltage: AC100-240V 50/60Hz
- Total Harmonic Distortion: THD: < 10%
- Power Factor: PF>0.95
- Color Rendering Index: Ra>80
- Beam Agnle: 10/25/45/60/90/120/20x50/30x70 degree
- Lumen maintenance @6000h: >97%
- IP Rating: IP65
- Life Span: >50,000 hours
- Warranty: 5 years
- Material: Aluminum + PC lens+Tempered glass
- Dimmable: 1-10V / PWM / Resistance / Dali available
- Operation Temperature: -30~+50 celsius degree
- Storage Temperature: -40~+70 celsius degree

Datasheet

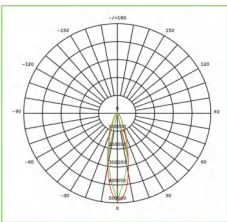
Product Code	Rated Power	Input Voltage	LED Type	Driver Brand	Power Factor	Luminous Flux (LM)	Lumen Efficacy (LM/W)	CRI
LGS-HBO-100W	100W	AC100-240V	SMD2835	Meanwell/Philips/Sosen	PF>0.95	13000lm± 10%	130	Ra>80
LGS-HBO-150W	150W	AC100-240V	SMD2835	Meanwell/Philips/Sosen	PF>0.95	19500lm± 10%	130	Ra>80
LGS-HBO-200W	200W	AC100-240V	SMD2835	Meanwell/Philips/Sosen	PF>0.95	26000lm± 10%	130	Ra>80



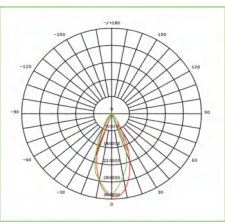
Installation



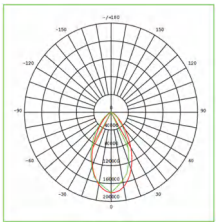
10°



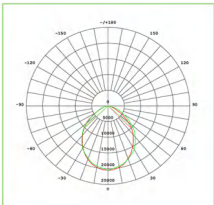
25°



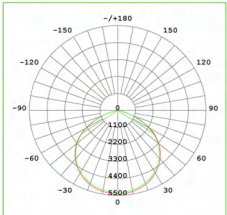
45°



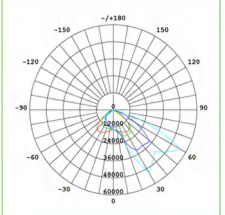
60°



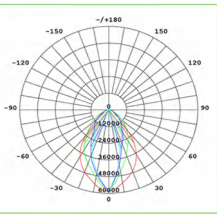
90°



120°




20*50°



30*70°

Ex LED Highbay Light



Features

- Packed with branded LEDs and power supply, to ensure the product reliability and life expectancy
- Adopt dust and waterproof structure design, waterproof level IP66
- High lighting efficiency LEDs, lumen efficiency up to 140LM/W of the entire lamp
- High-duty die-cast aluminum housing and tempered glass cover, fully sealed to be dirt and bug proof
- Various of installation methods, easy install and using
- 5 Years Warranty

Application

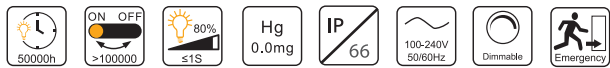
- Petroleum, chemical industry
- Coal mine, mining industry
- Ship yard, sea port
- Petrochemical, metallurgical industry

Technical Features

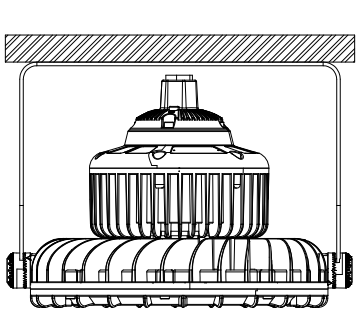
- Input Voltage: AC100-240V 50/60Hz
- Total Harmonic Distortion: THD: < 10%
- Power Factor: PF>0.95
- Color Rendering Index: Ra>80
- Beam Angle: 120degree
- Lumen maintenance @6000h: >97%
- IP Rating: IP66
- Life Span: >50,000 hours
- Warranty: 5 years
- Material: Aluminum + PC lens+Tempered glass
- Dimmable: 1-10V / PWM / Resistance / Dali available
- Operation Temperature: -30-+50 celsius degree
- Storage Temperature: -40-+70 celsius degree

Datasheet

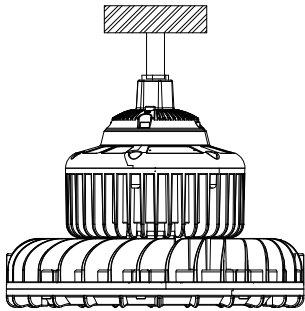
Product Code	Rated Power	Input Voltage	LED Type	Driver Brand	Power Factor	Luminous Flux (LM)	Lumen Efficacy (LM/W)	CRI
LGS-EXHB-50W	50W	AC100-240V	SMD2835	Sosen/Suncom	PF>0.95	7000lm± 10%	140	Ra>80
LGS-EXHB-75W	75W	AC100-240V	SMD2835	Sosen/Suncom	PF>0.95	10500lm± 10%	140	Ra>80
LGS-EXHB-100W	100W	AC100-240V	SMD2835	Sosen/Suncom	PF>0.95	14000lm± 10%	140	Ra>80
LGS-EXHB-120W	120W	AC100-240V	SMD2835	Sosen/Suncom	PF>0.95	16800lm± 10%	140	Ra>80
LGS-EXHB-150W	150W	AC100-240V	SMD2835	Sosen/Suncom	PF>0.95	21000lm± 10%	140	Ra>80
LGS-EXHB-200W	200W	AC100-240V	SMD2835	Sosen/Suncom	PF>0.95	28000lm± 10%	140	Ra>80



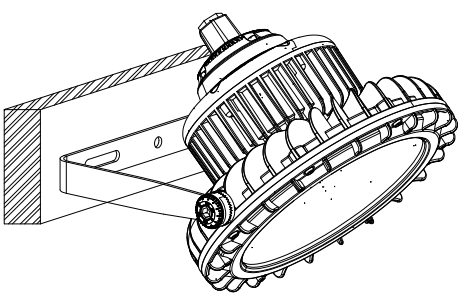
Installation



Ceiling Mounted

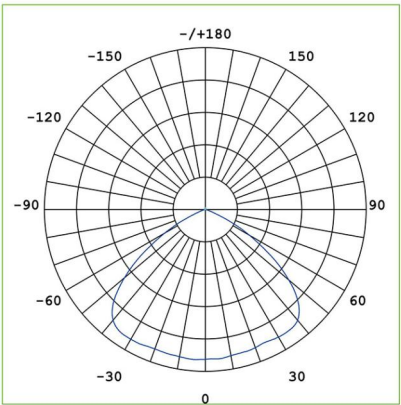


Rod Mounted



Wall Mounted

Light Distribution



120°/High Efficacy LED Source



Ex LED Platform Light



Features

- Packed with branded LEDs and power supply, to ensure the product reliability and life expectancy
- Adopt dust and waterproof structure design, waterproof level IP66
- High lighting efficiency LEDs, lumen efficiency up to 140LM/W of the entire lamp
- High-duty die-cast aluminum housing and tempered glass cover, fully sealed to be dirt and bug proof
- Various of installation methods, easy install and using
- 5 Years Warranty

Application

- Petroleum, chemical industry
- Coal mine, mining industry
- Ship yard, sea port
- Petrochemical, metallurgical industry

Technical Features

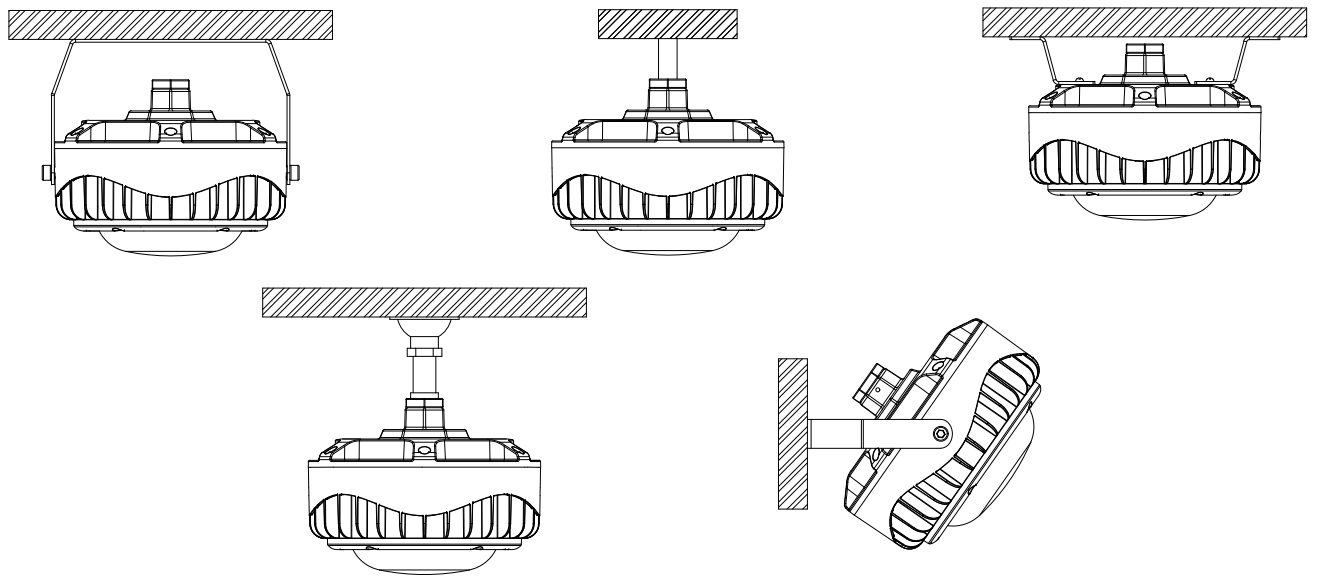
- Input Voltage: AC100-240V 50/60Hz
- Total Harmonic Distortion: THD: < 10%
- Power Factor: PF>0.95
- Color Rendering Index: Ra>80
- Beam Angle: 120degree
- Lumen maintenance @6000h: >97%
- IP Rating: IP66
- Life Span: >50,000 hours
- Warranty: 5 years
- Material: Aluminum + PC lens+Tempered glass
- Dimmable: 1-10V / PWM / Resistance / Dali available
- Operation Temperature: -30~+50 celsius degree
- Storage Temperature: -40~+70 celsius degree

Datasheet

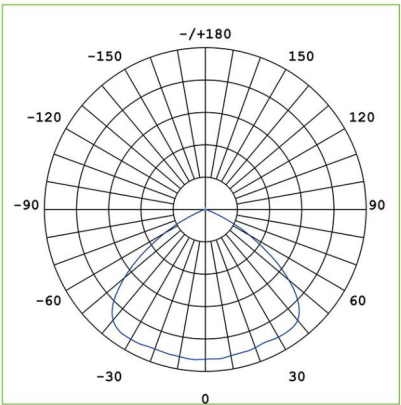
Product Code	Rated Power	Input Voltage	LED Type	Driver Brand	Power Factor	Luminous Flux (LM)	Lumen Efficacy (LM/W)	CRI
LGS-EXPT-50W	50W	AC100-240V	SMD2835	Sosen/Suncom	PF>0.95	7000lm± 10%	140	Ra>80
LGS-EXPT-70W	70W	AC100-240V	SMD2835	Sosen/Suncom	PF>0.95	9800lm± 10%	140	Ra>80
LGS-EXPT-100W	100W	AC100-240V	SMD2835	Sosen/Suncom	PF>0.95	14000lm± 10%	140	Ra>80
LGS-EXPT-120W	120W	AC100-240V	SMD2835	Sosen/Suncom	PF>0.95	16800lm± 10%	140	Ra>80



Installation




Light Distribution



120°/High Efficacy LED Source



Stellar LED Street Light



Features

- Die-casting technology with ADC12 aluminum, excellent thermal management and balance the internal & external temperature, reduce chip Tj and light decay, prolong lifetime
- Packed with branded driver, overheat protection, high convert efficiency, high PF & surge protection, optional with dimming and photocell sensor
- Optical UV resistant polycarbonate lens and tempered glass cover, IK08, high light efficiency up to 140lm/w
- IP66 degree dust and waterproof protection, to meet all kinds of harsh outdoor environments
- Professional light distributions with various beam angles available

Application

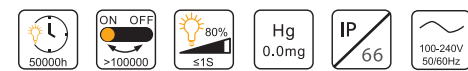
- Parking areas Lighting
- Street Lighting
- Highways
- Other outdoor lighting

Technical Features


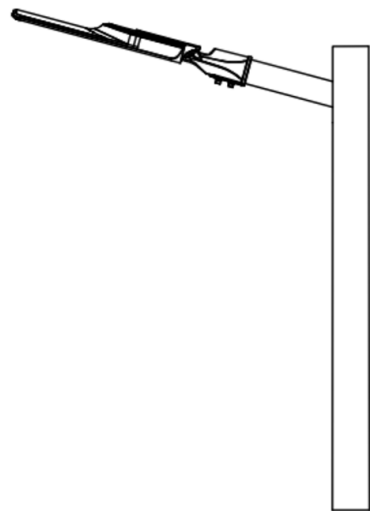
- Input Voltage: AC100-240V 50/60Hz
- Total Harmonic Distortion: THD: < 10%
- Power Factor: PF>0.95
- Color Rendering Index: Ra>80
- Beam Angle: T2/T3/T4
- Lumen maintenance @6000h: >97%
- IP Rating: IP66
- Life Span: >50,000 hours
- Warranty: 5 years
- Material: Aluminum + PC lens+Tempererd Glass
- Dimmable: 1-10V / PWM / Resistance / DALI available
- Operation Temperature: -30-+50 celsius degree
- Storage Temperature: -40-+70 celsius degree

Datasheet

Product Code	Rated Power	Input Voltage	LED Type	CCT	Power Factor	Luminous Flux (LM)	Lumen Efficacy (LM/W)	CRI
LGS-SLSE-50W	50W	AC100-240V	SMD2835	2700-6500K	PF>0.95	7000lm± 10%	140	Ra>80
LGS-SLSE-100W	100W	AC100-240V	SMD2835	2700-6500K	PF>0.95	14000lm± 10%	140	Ra>80
LGS-SLSE-150W	150W	AC100-240V	SMD2835	2700-6500K	PF>0.95	21000lm± 10%	140	Ra>80
LGS-SLSE-200W	200W	AC100-240V	SMD2835	2700-6500K	PF>0.95	28000lm± 10%	140	Ra>80
LGS-SLSE-240W	240W	AC100-240V	SMD2835	2700-6500K	PF>0.95	33600lm± 10%	140	Ra>80



Installation



Optional Accessories



10KV Surge Protector



Photocell

Aurora LED Street Light



Features

- Die-casting technology with ADC12 aluminum, excellent thermal management and balance the internal & external temperature, reduce chip Tj and light decay, prolong lifetime;
- Packed with top reputed brand LEDs and power supply, overheat protection, high convert efficiency, high PF & surge protection, optional with dimming, photocell sensor;
- UV resistant polycarbonate optical lens and tempered glass cover, IK10, high light efficiency up to 150lm/w;
- Professional light distributions with various beam angles available;
- IP66 degree dust and waterproof protection, to meet all kinds of harsh outdoor environments.

Application

- Parking areas Lighting
- Street Lighting
- Highways
- Other outdoor lighting

Technical Features

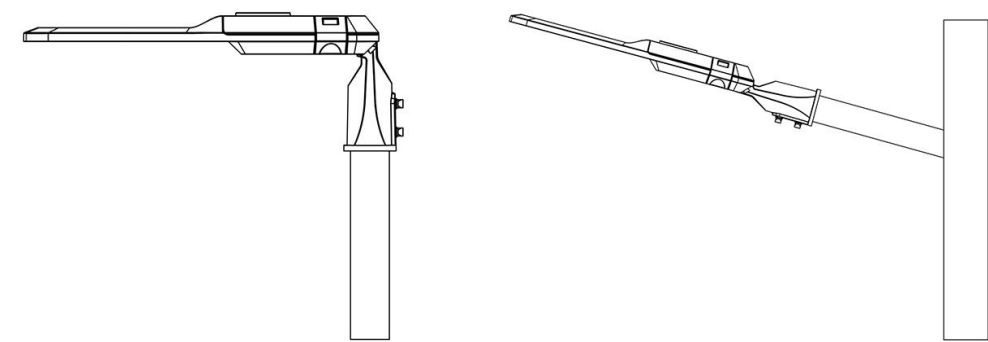
- Input Voltage: AC100-240V 50/60Hz
- Total Harmonic Distortion: THD: < 15%
- Power Factor: PF>0.95
- Color Rendering Index: Ra>80
- Beam Angle: T2/T3
- Lumen maintenance @6000h: >97%
- IP Rating: IP66
- Life Span: >50,000 hours
- Warranty: 5 years
- Material: Aluminum + PC lens+Tempered Glass
- Dimmable: 1-10V / PWM / Resistance / DALI available
- Operation Temperature: -20-+40 celsius degree
- Storage Temperature: -40-+70 celsius degree

Datasheet

Product Code	Rated Power	Input Voltage	LED Type	CCT	Power Factor	Luminous Flux (LM)	Lumen Efficacy (LM/W)	CRI
LGS-SLAU-50W	50W	AC100-240V	SMD2835	2700-6500K	PF>0.95	7500lm± 10%	150	Ra>80
LGS-SLAU-100W	100W	AC100-240V	SMD2835	2700-6500K	PF>0.95	15000lm± 10%	150	Ra>80
LGS-SLAU-150W	150W	AC100-240V	SMD2835	2700-6500K	PF>0.95	22500lm± 10%	150	Ra>80
LGS-SLAU-200W	200W	AC100-240V	SMD2835	2700-6500K	PF>0.95	30000lm± 10%	150	Ra>80
LGS-SLAU-240W	240W	AC100-240V	SMD2835	2700-6500K	PF>0.95	36000lm± 10%	150	Ra>80
LGS-SLAU-300W	300W	AC100-240V	SMD2835	2700-6500K	PF>0.95	45000lm± 10%	150	Ra>80



Installation



Optional Accessories



Iris LED Street Light



Features

- Die-casting technology with ADC12 aluminum, excellent thermal management and balance the internal & external temperature, reduce chip Tj and light decay, prolong lifetime
- Packed with branded driver, overheat protection, high convert efficiency, high PF & surge protection, optional with dimming and photocell sensor
- Optical UV resistant polycarbonate lens with 94% light transmittance, IK08, high light efficiency up to 140lm/w
- IP66 degree dust and waterproof protection, to meet all kinds of harsh outdoor environments
- Available with pole mounted and wall mounted installation

Application

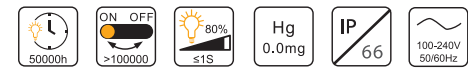
- Parking areas Lighting
- Street Lighting
- Highways
- Other outdoor lighting

Technical Features

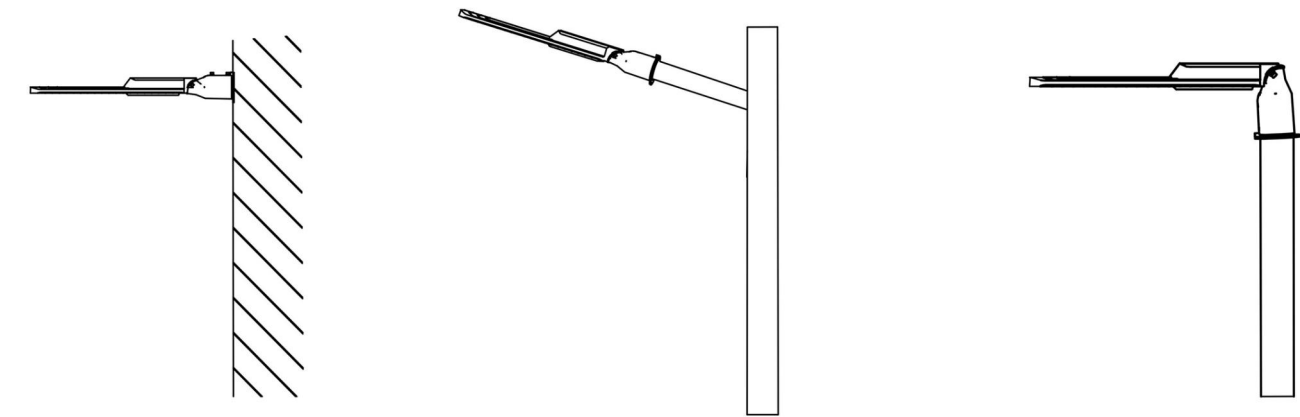
- Input Voltage: AC100-240V 50/60Hz
- Total Harmonic Distortion: THD: < 10%
- Power Factor: PF>0.95
- Color Rendering Index: Ra>80
- Beam Angle: 70°x140 degree
- Lumen maintenance @6000h: >97%
- IP Rating: IP66
- Life Span: >50,000 hours
- Warranty: 5 years
- Material: Aluminum Housing + Polycarbonate lens
- Dimmable: 1-10V / PWM / Resistance / DALI available
- Operation Temperature: -30~+50 celsius degree
- Storage Temperature: -40~+70 celsius degree

Datasheet

Product Code	Rated Power	Input Voltage	LED Type	CCT	Power Factor	Luminous Flux (LM)	Lumen Efficacy (LM/W)	CRI
LGS-SLIR-30W	30W	AC100-240V	SMD2835	2700-6500K	PF>0.95	4200lm± 10%	140	Ra>80
LGS-SLIR-50W	50W	AC100-240V	SMD2835	2700-6500K	PF>0.95	7000lm± 10%	140	Ra>80
LGS-SLIR-100W	100W	AC100-240V	SMD2835	2700-6500K	PF>0.95	14000lm± 10%	140	Ra>80
LGS-SLIR-150W	150W	AC100-240V	SMD2835	2700-6500K	PF>0.95	21000lm± 10%	140	Ra>80
LGS-SLIR-200W	200W	AC100-240V	SMD2835	2700-6500K	PF>0.95	28000lm± 10%	140	Ra>80



Installation



Wall Mounted

Pole Mounted

Pole Mounted

Optional Accessories



10KV Surge Protector



Photocell

Elfin LED Flood Light



Features

- Optimized aluminum alloy housing design for superior thermal management
- High mechanical impact resistance and ingress protection, IP66 structural waterproof design
- Use high quality branded LEDs and power supply to ensure the product reliability and life expectancy
- Professional light distribution with different beam angles are optional for your various applications
- Clear tempered glass decrease risk of lamp breaking for strong industrial applications
- Compact in size and easy for transportation

Application

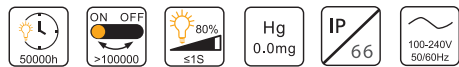
- Parking areas lighting
- Pubic square and passage
- Stadium and gymnasium
- Park and Statue
- Exhibition hall

Technical Features

- Input Voltage: AC100-240V 50/60Hz
- Total Harmonic Distortion: THD: < 10%
- Power Factor: PF>0.95
- Color Rendering Index: Ra>80
- Beam Agnle: 10/25/45/60/90/120/70*150 degree
- Lumen maintenance @6000h: >97%
- IP Rating: IP66
- Life Span: >50,000 hours
- Warranty: 5 years
- Material: Aluminum + Tempered Glass
- Dimmable: 1-10V / PWM / Resistance / Dali available
- Operation Temperature: -30--+50 celsius degree
- Storage Temperature: -40--+70 celsius degree

Datasheet

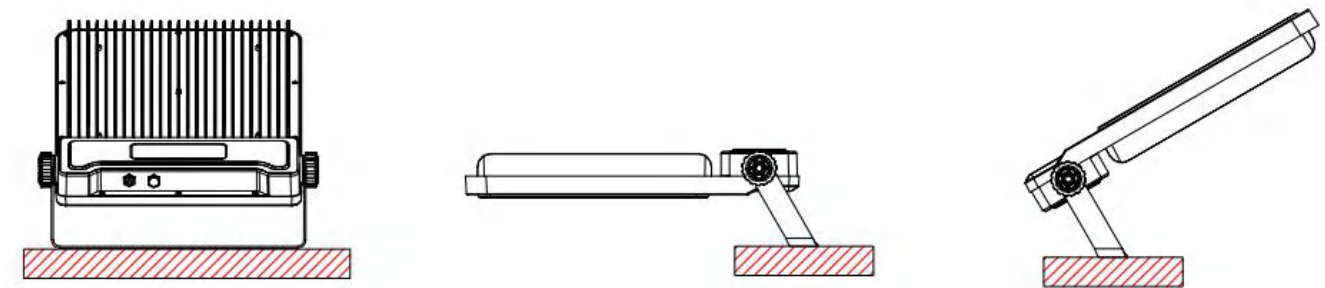
Product Code	Rated Power	Input Voltage	LED Type	CCT	Power Factor	Luminous Flux (LM)	Lumen Efficacy (LM/W)	CRI	Dimensions (mm)
LGS-FLEF-10W	10W	AC100-240V	SMD2835	2700-6500K	PF>0.55	1100lm± 10%	110	Ra>80	L159*W127*H44
LGS-FLEF-20W	20W	AC100-240V	SMD2835	2700-6500K	PF>0.55	2200lm± 10%	110	Ra>80	L188*W147*H44
LGS-FLEF-30W	30W	AC100-240V	SMD2835	2700-6500K	PF>0.90	3600lm± 10%	120	Ra>80	L242*W193*H46
LGS-FLEF-50W	50W	AC100-240V	SMD2835	2700-6500K	PF>0.95	6000lm± 10%	120	Ra>80	L293*W237*H47
LGS-FLEF-100W	100W	AC100-240V	SMD2835	2700-6500K	PF>0.95	12000lm± 10%	120	Ra>80	L344*W280*H55
LGS-FLEF-150W	150W	AC100-240V	SMD2835	2700-6500K	PF>0.95	18000lm± 10%	120	Ra>80	L424*W320*H61
LGS-FLEF-200W	200W	AC100-240V	SMD2835	2700-6500K	PF>0.95	24000lm± 10%	120	Ra>80	L476*W366*H63
LGS-FLEF-300W	300W	AC100-240V	SMD2835	2700-6500K	PF>0.95	36000lm± 10%	120	Ra>80	L569*W407*H70




Features



Installation



Juno LED Flood Light



Features

- Optimized aluminum alloy housing design for superior thermal management
- High mechanical impact resistance and ingress protection, applicable for various applications
- Packed with top reputed branded LEDs and power supply to ensure the product reliability and life expectancy
- Optical lens with professional light distribution, meet your different lighting applications
- Clear tempered glass decrease risk of lamp breaking for strong industrial applications
- Compact in size and easy for transportation
- Long life time over 50,000 hours, 5 years warranty

Application

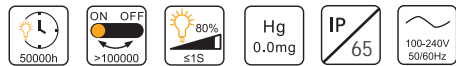
- Parking areas lighting
- Pubic square and passage
- Stadium and gymnasium
- Park and Statue
- Exhibition hall

Technical Features

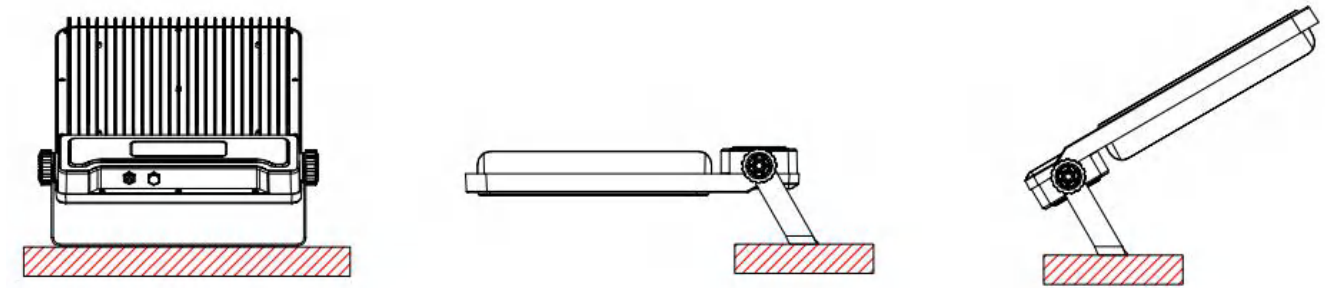
- Input Voltage: AC100-240V 50/60Hz
- Total Harmonic Distortion: THD: < 10%
- Power Factor: PF>0.95
- Color Rendering Index: Ra>80
- Beam Agnle: 30/60/90/120/70*150 degree
- Lumen maintenance @6000h: >97%
- IP Rating: IP65
- Life Span: >50,000 hours
- Warranty: 5 years
- Material: Aluminum Housing + Polycarbonate Lens + Tempered Glass
- Dimmable: 1-10V / PWM / Resistance / Dali available
- Operation Temperature: -30-+50 celsius degree
- Storage Temperature: -40-+70 celsius degree

Datasheet

Product Code	Rated Power	Input Voltage	LED Type	CCT	Power Factor	Luminous Flux (LM)	Lumen Efficacy (LM/W)	CRI	Dimensions (mm)
LGS-FLJN-100W	100W	AC100-240V	SMD2835	2700-6500K	PF>0.95	1300lm± 10%	130	Ra>80	L336*W290*H53
LGS-FLJN-150W	150W	AC100-240V	SMD2835	2700-6500K	PF>0.55	19500lm± 10%	130	Ra>80	L390*W320*H53
LGS-FLJN-200W	200W	AC100-240V	SMD2835	2700-6500K	PF>0.90	26000lm± 10%	130	Ra>80	L433*W353*H58
LGS-FLJN-240W	240W	AC100-240V	SMD2835	2700-6500K	PF>0.95	31200lm± 10%	130	Ra>80	L483*W385*H60



Installation



Slim LED Flood Light



Features


- Fashional ultra thin fairshaped apperance design, whole aluminum cooling structure
- Innovative G-buckle technology to prevent glass off, easy for installation
- Use high quality LED and power supply to ensure the product reliability and life expectancy
- Multiple-choices brands LED and power supply
- Waterproof IP65

Application


- Parking areas lighting
- Pubic square and passage
- Stadium and gymnasium
- Park and Statue
- Exhibition hall

Technical Features

- Input Voltage: AC100-240V 50/60Hz
- Total Harmonic Distortion: THD: < 10%
- Power Factor: PF>0.95
- Color Rendering Index: Ra>80
- Beam Agnle: 120 degree
- Lumen maintenance @6000h: >97%
- IP Rating: IP65
- Life Span: >50,000 hours
- Warranty: 5 years
- Material: Aluminum + Toughened Glass
- Dimmable: 1-10V / PWM / Resistance / Dali available
- Operation Temperature: -30-+50 celsius degree
- Storage Temperature: -40-+70 celsius degree



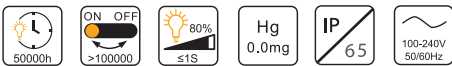
Reflector and heatsink integrated



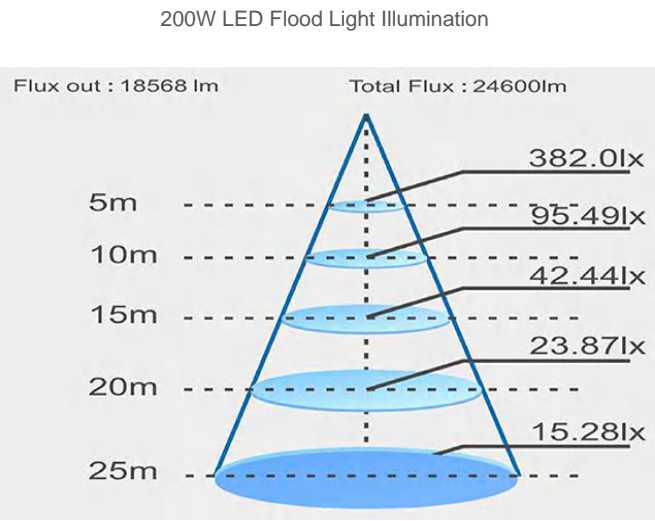
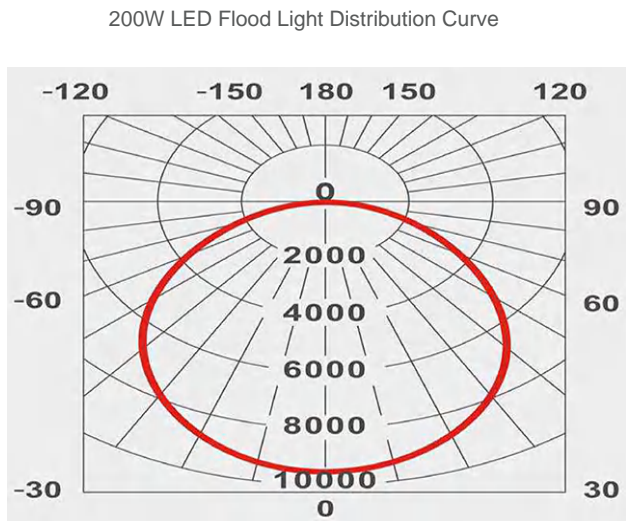
Innovative G-buckle technology

Datasheet

Product Code	Rated Power	Input Voltage	LED Type	CCT	LED Qty	Power Factor	Luminous Flux (LM)	Lumen Efficacy (LM/W)	CRI
LGS-FL-TG3B-1	10W	AC100-240V	SMD3030	2700-6500K	10	PF>0.95	1000lm± 10%	100	Ra>80
LGS-FL-TG3B-2	20W	AC100-240V	SMD3030	2700-6500K	20	PF>0.95	2200lm± 10%	110	Ra>80
LGS-FL-TG3B-3	30W	AC100-240V	SMD3030	2700-6500K	30	PF>0.95	3450lm± 10%	115	Ra>80
LGS-FL-TG3B-4	50W	AC100-240V	SMD3030	2700-6500K	50	PF>0.95	5750lm± 10%	115	Ra>80
LGS-FL-TG3B-5	80W	AC100-240V	SMD3030	2700-6500K	80	PF>0.95	9600lm± 10%	120	Ra>80
LGS-FL-TG3B-6	100W	AC100-240V	SMD3030	2700-6500K	100	PF>0.95	12000lm± 10%	120	Ra>80
LGS-FL-TG3B-7	150W	AC100-240V	SMD3030	2700-6500K	150	PF>0.95	18000lm± 10%	120	Ra>80
LGS-FL-TG3B-8	200W	AC100-240V	SMD3030	2700-6500K	240	PF>0.95	25000lm± 10%	125	Ra>80



Photometric Curve



Carina LED Flood Light



Features

- Optimized die-casting aluminum housing design for superior thermal management
- High mechanical impact resistance and ingress protection, IP66 structural waterproof design
- Packed with top branded LEDs and power supply to ensure the product reliability and life expectancy
- Professional light distribution with different beam angles are optional for your various applications
- Clear tempered glass cover decrease risk of lamp breaking for strong industrial applications
- Compact in size and easy for transportation
- Long life time over 50,000 hours, 5 years warranty

Application

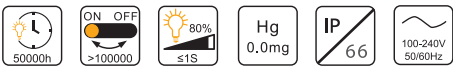
- Tunnels and work shop
- Pubic square and passage
- Stadium and gymnasium
- Park and Statue

Technical Features

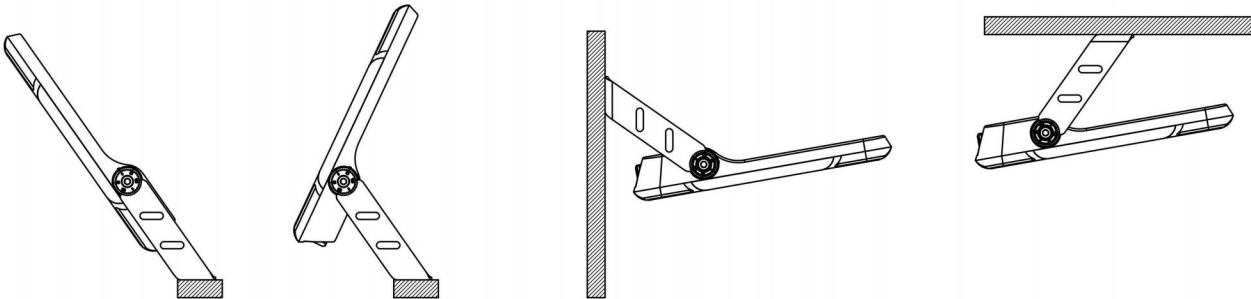
- Input Voltage: AC100-240V 50/60Hz
- Total Harmonic Distortion: THD: < 10%
- Power Factor: PF>0.95
- Color Rendering Index: Ra>80
- Beam Agnle: 30/60/90/120/70*150 degree
- Lumen maintenance @6000h: >97%
- IP Rating: IP66
- Life Span: >50,000 hours
- Warranty: 5 years
- Material: Aluminum+Polycarbonate lens+Tempered glass
- Dimmable: 1-10V / PWM / Resistance / Dali available
- Operation Temperature: -30~+50 celsius degree
- Storage Temperature: -40~+70 celsius degree

Datasheet

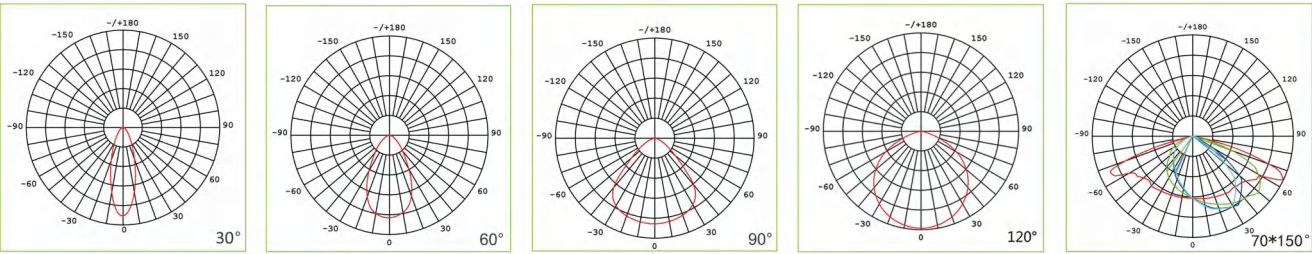
Product Code	Rated Power	Input Voltage	LED Type	CCT	Power Factor	Luminous Flux (LM)	Lumen Efficacy (LM/W)	CRI
LGS-FLCR-30W	30W	AC100-240V	SMD2835	2700-6500K	PF>0.95	4500lm± 10%	150	Ra>80
LGS-FLCR-50W	50W	AC100-240V	SMD2835	2700-6500K	PF>0.95	7500lm± 10%	150	Ra>80
LGS-FLCR-100W	100W	AC100-240V	SMD2835	2700-6500K	PF>0.95	15000lm± 10%	150	Ra>80
LGS-FLCR-150W	150W	AC100-240V	SMD2835	2700-6500K	PF>0.95	22500lm± 10%	150	Ra>80
LGS-FLCR-200W	200W	AC100-240V	SMD2835	2700-6500K	PF>0.95	30000lm± 10%	150	Ra>80
LGS-FLCR-300W	300W	AC100-240V	SMD2835	2700-6500K	PF>0.95	45000lm± 10%	150	Ra>80
LGS-FLCR-500W	500W	AC100-240V	SMD2835	2700-6500K	PF>0.95	75000lm± 10%	150	Ra>80



Installation



Photometric Curve



Solis LED Flood Light



Features

- Optimized die-casting aluminum housing design for superior thermal management
- High mechanical impact resistance and ingress protection, IP66 structural waterproof design
- Packed with top branded LEDs and power supply to ensure the product reliability and life expectancy
- Professional light distribution with different beam angles are optional for your various applications
- Clear tempered glass cover decrease risk of lamp breaking for strong industrial applications
- Compact in size and easy for transportation
- Long life time over 50,000 hours, 5 years warranty

Application

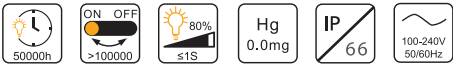
- Tunnels and work shop
- Pubic square and passage
- Stadium and gymnasium
- Park and Statue

Technical Features

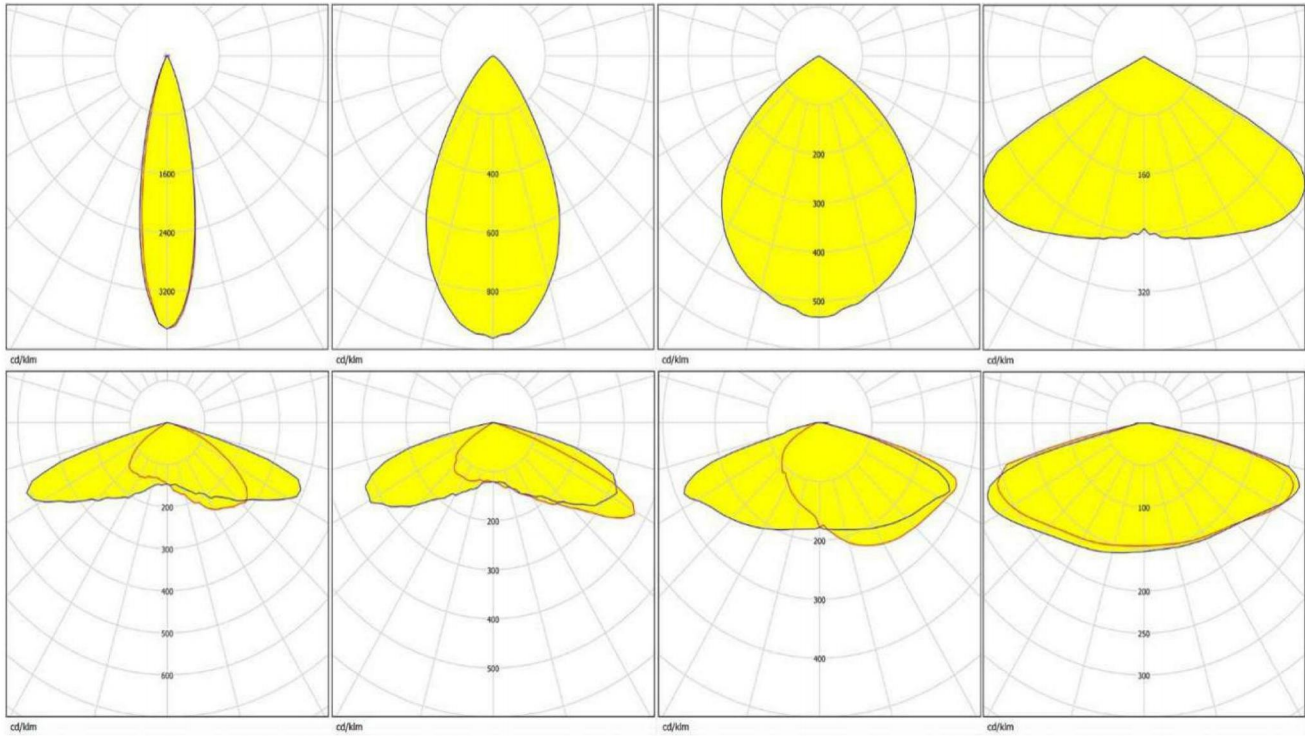
- Input Voltage: AC100-240V 50/60Hz
- Total Harmonic Distortion: THD: < 10%
- Power Factor: PF>0.95
- Color Rendering Index: Ra>80
- Beam Agnle: 15/30/60/90/120/T2M/T3M/50*120/30*90°
- Lumen maintenance @6000h: >97%
- IP Rating: IP66
- Life Span: >50,000 hours
- Warranty: 5 years
- Material: Aluminum+Polycarbonate lens+Tempered glass
- Dimmable: 1-10V / PWM / Resistance / Dali available
- Operation Temperature: -30~+50 celsius degree
- Storage Temperature: -40~+70 celsius degree

Datasheet

Product Code	Rated Power	Input Voltage	LED Type	CCT	Power Factor	Luminous Flux (LM)	Lumen Efficacy (LM/W)	CRI
LGS-FLSL-50W	50W	AC100-240V	SMD3030	2700-6500K	PF>0.95	7000lm± 10%	140	Ra>80
LGS-FLSL-80W	80W	AC100-240V	SMD3030	2700-6500K	PF>0.95	11200lm± 10%	140	Ra>80
LGS-FLSL-100W	100W	AC100-240V	SMD3030	2700-6500K	PF>0.95	14000lm± 10%	140	Ra>80
LGS-FLSL-150W	150W	AC100-240V	SMD3030	2700-6500K	PF>0.95	21000lm± 10%	140	Ra>80
LGS-FLSL-200W	200W	AC100-240V	SMD3030	2700-6500K	PF>0.95	28000lm± 10%	140	Ra>80
LGS-FLSL-240W	240W	AC100-240V	SMD3030	2700-6500K	PF>0.95	33600lm± 10%	140	Ra>80
LGS-FLSL-300W	300W	AC100-240V	SMD3030	2700-6500K	PF>0.95	42000lm± 10%	140	Ra>80
LGS-FLSL-400W	400W	AC100-240V	SMD3030	2700-6500K	PF>0.95	56000lm± 10%	140	Ra>80



Photometric Curve



Diana LED Flood Light



Features

- Optimized ADC12 die-casting aluminum housing design for superior thermal management;
- 4mm thickness tempered glass cover with high mechanical impact resistance and ingress protection, IP66 structural waterproof design;
- Packed with top branded LEDs and power supply to ensure the product reliability and life expectancy;
- Professional light distribution with different beam angles for various applications;
- Compact in size and easy for transportation;
- Optional with 4000K,5000K,5700K CCT Switchable;
- Long life time over 50,000 hours, 5 years warranty.

Application

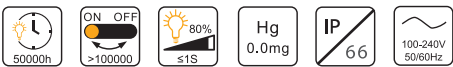
- Tunnels and work shop
- Pubic square and passage
- Stadium and gymnasium
- Park and Statue

Technical Features

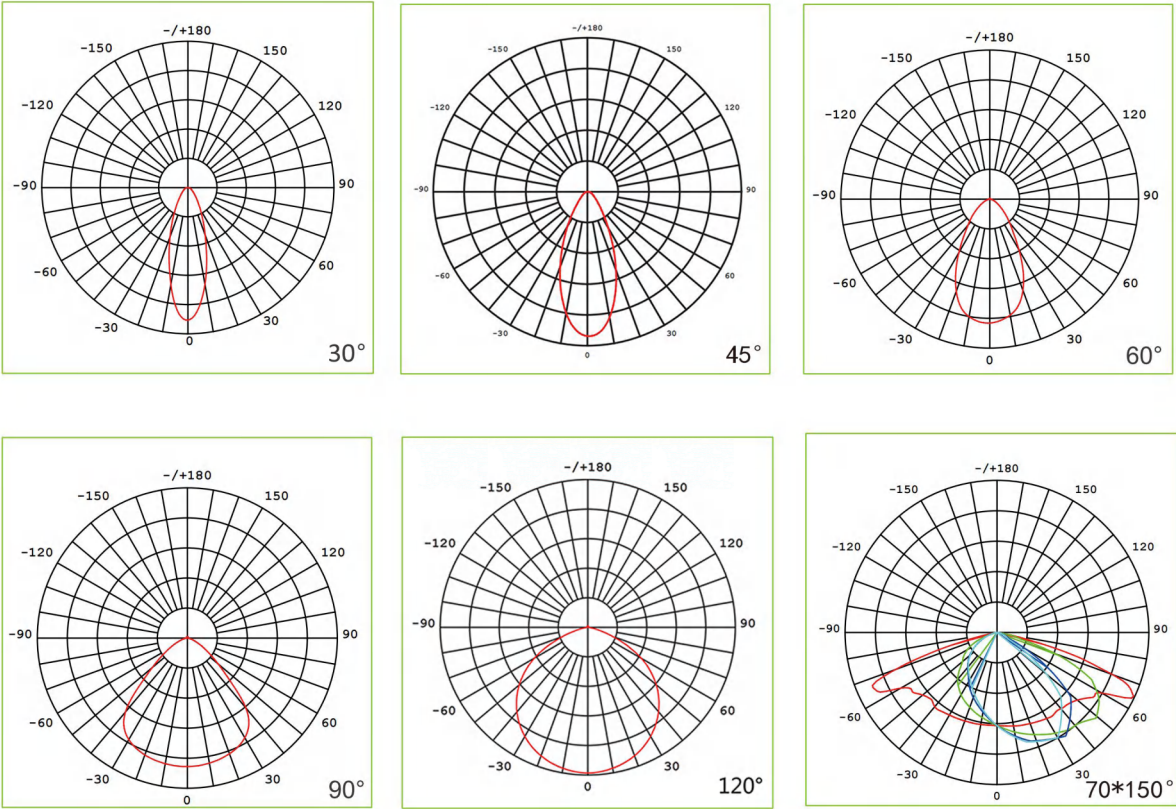
- Input Voltage: AC100-240V 50/60Hz
- Total Harmonic Distortion: THD <15%
- Power Factor: PF>0.95
- Color Rendering Index: Ra>80
- Beam Agnle: 30/45/60/90/120/70*150°
- Lumen maintenance @6000h: >97%
- IP Rating: IP66
- Lifespan: >50,000 hours
- Warranty: 5 years
- Material: Aluminum+Polycarbonate lens+Tempered glass
- Dimmable: 0-10V/PWM/DALI/DMX Available on Request
- Operation Temperature: -20~+40 celsius degree
- Storage Temperature: -40~+70 celsius degree

Datasheet

Product Code	Rated Power	Input Voltage	LED Type	CCT	Power Factor	Luminous Flux (LM)	Lumen Efficacy (LM/W)	CRI
LGS-FLDA-30W	30W	AC100-240V	SMD2835	2700-6500K	PF>0.95	4500lm± 10%	150	Ra>80
LGS-FLDA-50W	50W	AC100-240V	SMD2835	2700-6500K	PF>0.95	7500lm± 10%	150	Ra>80
LGS-FLDA-100W	100W	AC100-240V	SMD2835	2700-6500K	PF>0.95	15000lm± 10%	150	Ra>80
LGS-FLDA-150W	150W	AC100-240V	SMD2835	2700-6500K	PF>0.95	22500lm± 10%	150	Ra>80
LGS-FLDA-200W	200W	AC100-240V	SMD2835	2700-6500K	PF>0.95	30000lm± 10%	150	Ra>80
LGS-FLDA-240W	240W	AC100-240V	SMD2835	2700-6500K	PF>0.95	36000lm± 10%	150	Ra>80
LGS-FLDA-300W	300W	AC100-240V	SMD2835	2700-6500K	PF>0.95	45000lm± 10%	150	Ra>80



Photometric Curve



PAX LED Flood Light



Features

- Optimized ADC12 die-casting aluminum housing design for superior thermal management;
- Equipped with Lumileds 2835 LEDs for powerful, vibrant light with outstanding energy economy;
- Professional light distribution with different beam angles for various applications;
- Compact in size and easy for transportation;
- With its structural IP66 protection, it stands firm against dust, rain, and harsh weather conditions;
- Long life time over 50,000 hours, 5 years warranty.

Application

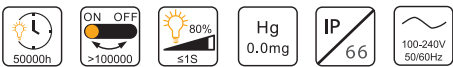
- Tunnels and work shop
- Pubic square and passage
- Stadium and gymnasium
- Park and Statue

Technical Features

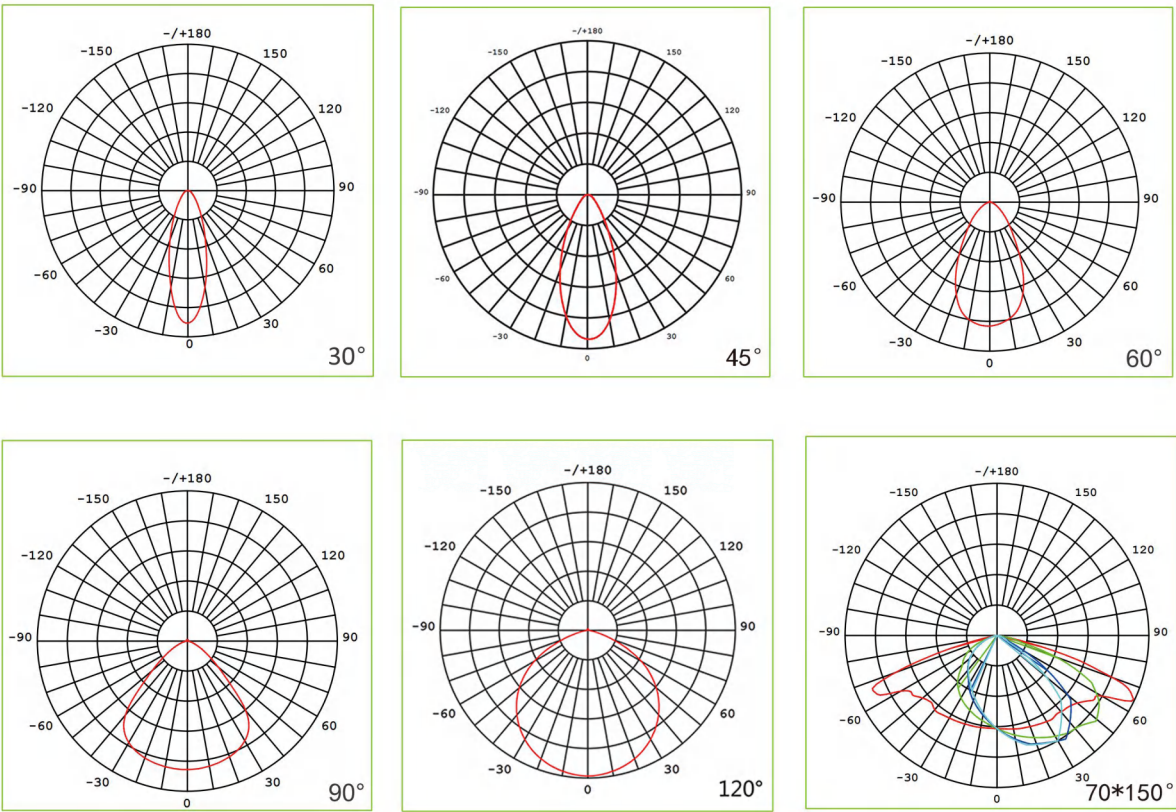
- Input Voltage: AC100-240V 50/60Hz
- Total Harmonic Distortion: THD <15%
- Power Factor: PF>0.95
- Color Rendering Index: Ra>80
- Beam Agnle: 30/45/60/90/120/70*150°
- Lumen maintenance @6000h: >97%
- IP Rating: IP66
- Lifespan: >50,000 hours
- Warranty: 5 years
- Material: Aluminum+Polycarbonate lens+Tempered glass
- Dimmable: 0-10V/PWM/DALI/DMX Available on Request
- Operation Temperature: -35~+45 celsius degree
- Storage Temperature: -40~+70 celsius degree

Datasheet


Product Code	Rated Power	Input Voltage	LED Type	CCT	Power Factor	Luminous Flux (LM)	Lumen Efficacy (LM/W)	CRI
LGS-FLPA-30W	30W	AC100-240V	SMD2835	2700-6500K	PF>0.95	4200lm± 10%	140	Ra>70
LGS-FLPA-50W	50W	AC100-240V	SMD2835	2700-6500K	PF>0.95	7000lm± 10%	140	Ra>70
LGS-FLPA-100W	100W	AC100-240V	SMD2835	2700-6500K	PF>0.95	14000lm± 10%	140	Ra>70
LGS-FLPA-150W	150W	AC100-240V	SMD2835	2700-6500K	PF>0.95	21000lm± 10%	140	Ra>70
LGS-FLPA-200W	200W	AC100-240V	SMD2835	2700-6500K	PF>0.95	28000lm± 10%	140	Ra>70
LGS-FLPA-240W	240W	AC100-240V	SMD2835	2700-6500K	PF>0.95	33600lm± 10%	140	Ra>70
LGS-FLPA-300W	300W	AC100-240V	SMD2835	2700-6500K	PF>0.95	42000lm± 10%	140	Ra>70



Photometric Curve



Ex LED Flood Light



Features

- Packed with branded LEDs and power supply, to ensure the product reliability and life expectancy
- Adopt dust and waterproof structure design, waterproof level IP66
- High lighting efficiency LEDs, lumen efficiency up to 140LM/W of the entire lamp
- High-duty die-cast aluminum housing and tempered glass cover, fully sealed to be dirt and bug proof
- Various of installation methods, easy install and using
- 5 Years Warranty

Application

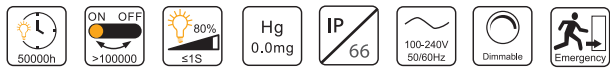
- Petroleum, chemical industry
- Coal mine, mining industry
- Ship yard, sea port
- Petrochemical, metallurgical industry

Technical Features

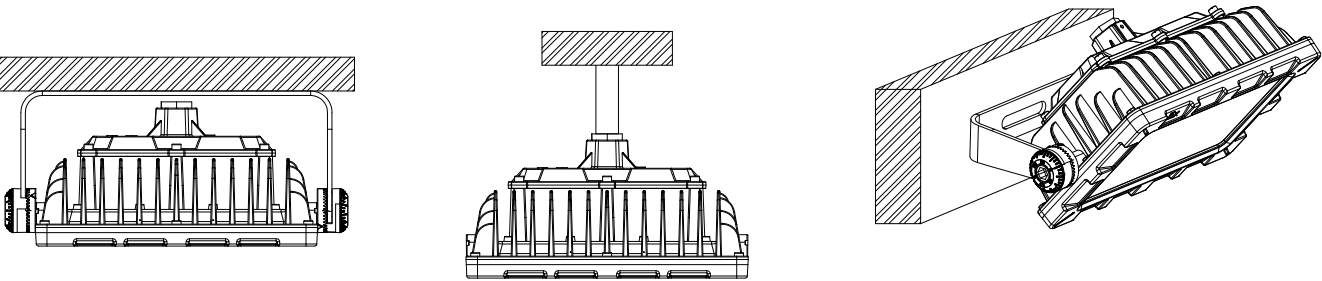
- Input Voltage: AC100-240V 50/60Hz
- Total Harmonic Distortion: THD: < 10%
- Power Factor: PF>0.95
- Color Rendering Index: Ra>80
- Beam Angle: 120degree
- Lumen maintenance @6000h: >97%
- IP Rating: IP66
- Life Span: >50,000 hours
- Warranty: 5 years
- Material: Aluminum + PC lens+Tempered glass
- Dimmable: 1-10V / PWM / Resistance / Dali available
- Operation Temperature: -30-+50 celsius degree
- Storage Temperature: -40-+70 celsius degree

Datasheet

Product Code	Rated Power	Input Voltage	LED Type	Driver Brand	Power Factor	Luminous Flux (LM)	Lumen Efficacy (LM/W)	CRI
LGS-EXFL-50W	50W	AC100-240V	SMD2835	Sosen/Suncom	PF>0.95	7000lm± 10%	140	Ra>80
LGS-EXFL-75W	75W	AC100-240V	SMD2835	Sosen/Suncom	PF>0.95	10500lm± 10%	140	Ra>80
LGS-EXFL-100W	100W	AC100-240V	SMD2835	Sosen/Suncom	PF>0.95	14000lm± 10%	140	Ra>80
LGS-EXFL-150W	150W	AC100-240V	SMD2835	Sosen/Suncom	PF>0.95	21000lm± 10%	140	Ra>80
LGS-EXFL-200W	200W	AC100-240V	SMD2835	Sosen/Suncom	PF>0.95	28000lm± 10%	140	Ra>80
LGS-EXFL-240W	240W	AC100-240V	SMD2835	Sosen/Suncom	PF>0.95	33600lm± 10%	140	Ra>80



Installation

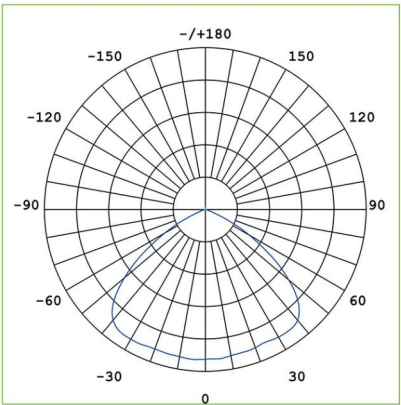


Ceiling Mounted

Rod Mounting

Wall Mounted

Light Distribution



120°/High Efficacy LED Source



Diamond LED Tunnel Light



Features

- Die-cast Aluminum heat sinking: concise appearance, excellent thermal management and compact structure
- Embedded cable raceway: optimized cable layout
- Packed with reputed brand top quality LEDs and power supply to ensure the product reliability and life expectancy, 5 years warranty
- Tempered glass cover, achieves IK08 and apply in harsh conditions
- Professional light distribution with different beam angles for various applications
- IP66 structural dust and waterproof design
- 4mm thickness arm and brackets, anti-typhoon rating 17
- Racked angle, achieves precise installation

Technical Features

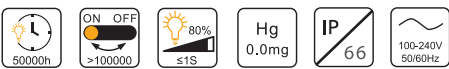
- Input Voltage: AC100-240V 50/60Hz
- Total Harmonic Distortion: THD: < 10%
- Power Factor: PF>0.95
- Color Rendering Index: Ra>80
- Beam Agnle: 25/45/60/90/80*150/90*120 degree
- Lumen maintenance @6000h: >97%
- IP Rating: IP66
- Life Span: >50,000 hours
- Warranty: 5 years
- Material: Aluminum+Polycarbonate lens+Tempered glass
- Dimmable: 1-10V / PWM / Resistance / Dali available
- Operation Temperature: -25-+50 celsius degree
- Storage Temperature: -40-+70 celsius degree

Application

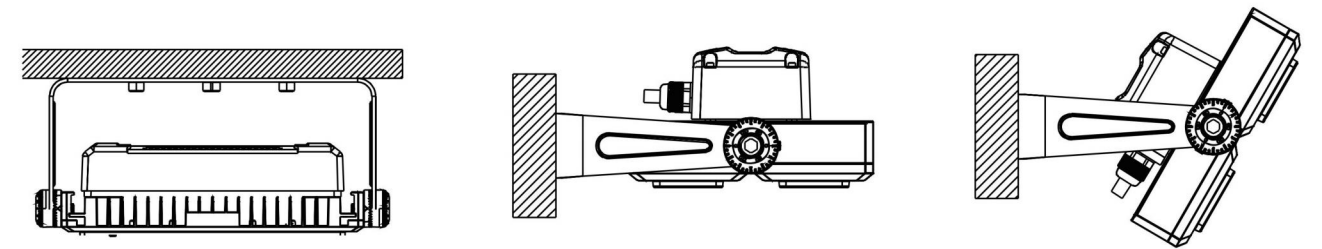
- Tunnels and work shop
- Pubic square and passage
- Stadium and gymnasium
- Park and Statue

Datasheet


Product Code	Rated Power	Input Voltage	LED Type	CCT	Power Factor	Luminous Flux (LM)	Lumen Efficacy (LM/W)	CRI
LGS-HMLDA-50W	50W	AC100-240V	Osram 2835	2700-6500K	PF>0.95	7000lm± 10%	140	Ra>80
LGS-HMLDA-100W	100W	AC100-240V	Osram 2835	2700-6500K	PF>0.95	14000lm± 10%	140	Ra>80
LGS-HMLDA-150W	150W	AC100-240V	Osram 2835	2700-6500K	PF>0.95	21000lm± 10%	140	Ra>80
LGS-HMLDA-200W	200W	AC100-240V	Osram 2835	2700-6500K	PF>0.95	28000lm± 10%	140	Ra>80
LGS-HMLDA-250W	250W	AC100-240V	Osram 2835	2700-6500K	PF>0.95	35000lm± 10%	140	Ra>80
LGS-HMLDA-400W	400W	AC100-240V	Osram 2835	2700-6500K	PF>0.95	56000lm± 10%	140	Ra>80
LGS-HMLDA-500W	500W	AC100-240V	Osram 2835	2700-6500K	PF>0.95	70000lm± 10%	140	Ra>80



Installations



Aurora LED High Mast Light



Features

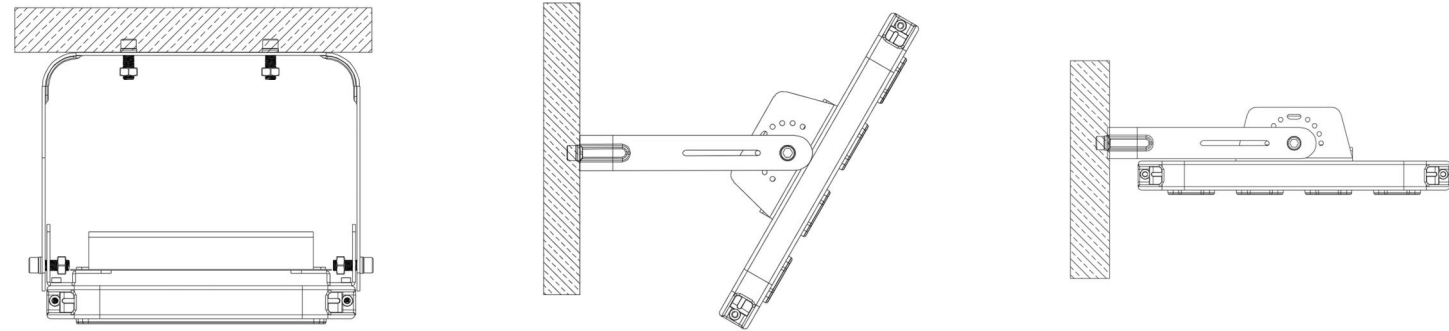
- 6063 Aluminum dia-casting material, modular design, work well for heat dissipation
- Use high quality LEDs and power supply to ensure the product reliability and life expectancy, 5 years warranty
- Anti UV optical lens with transmittance > 94%, and light efficiency can reach to 140LM/W
- Professional light distribution
- IP66 structural dust and waterproof design

Application

- Tunnels and work shop
- Pubic square and passage
- Stadium and gymnasium
- Park and Statue

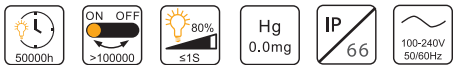
Technical Features

- Input Voltage: AC100-240V 50/60Hz
- Total Harmonic Distortion: THD: < 10%
- Power Factor: PF>0.95
- Color Rendering Index: Ra>80
- Beam Agnle: 15/25/45/60/90/20*50/30*70/80*140 degree
- Lumen maintenance @6000h: >97%
- IP Rating: IP66
- Life Span: >50,000 hours
- Warranty: 5 years
- Material: Aluminum+Polycarbonate lens
- Dimmable: 1-10V / PWM / Resistance / Dali available
- Operation Temperature: -25-+50 celsius degree
- Storage Temperature: -40-+70 celsius degree

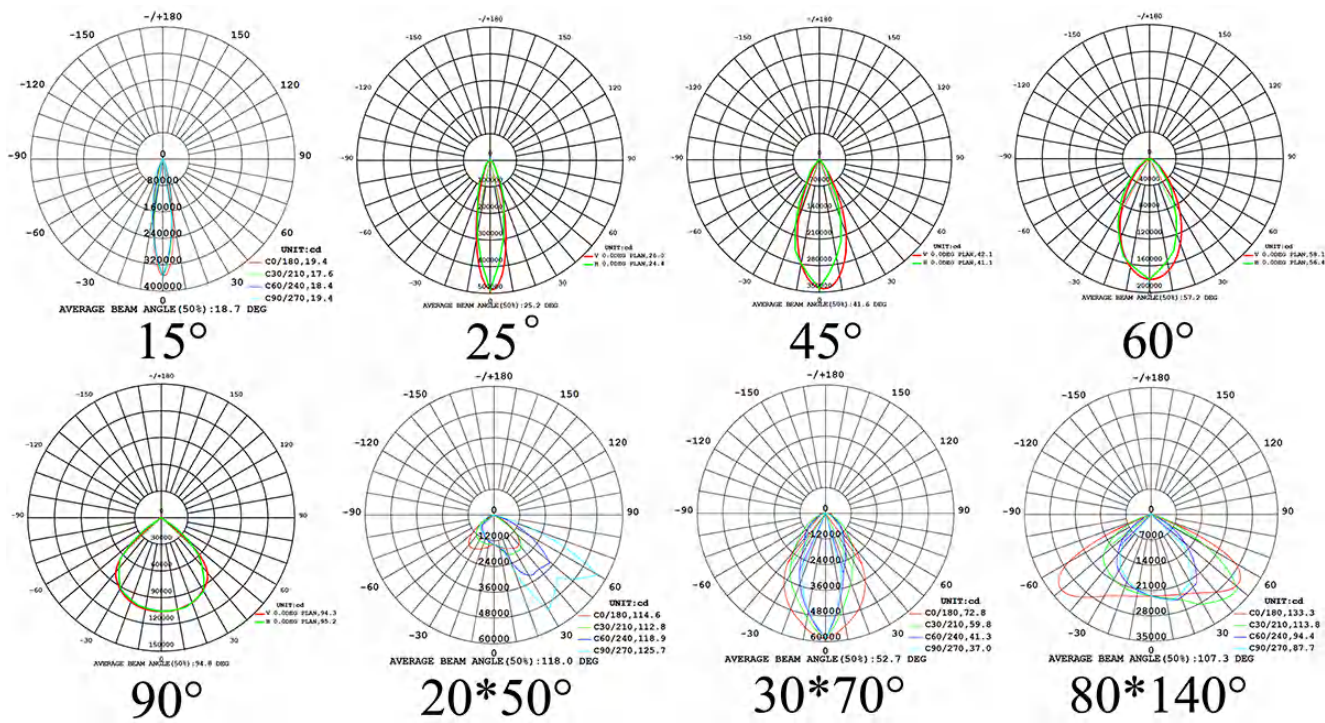


Datasheet

Product Code	Rated Power	Input Voltage	LED Type	CCT	Power Factor	Luminous Flux (LM)	Lumen Efficacy (LM/W)	CRI
LGS-HMLAU-50W	50W	AC100-240V	Lumileds 3030	2700-6500K	PF>0.95	7000lm± 10%	140	Ra>80
LGS-HMLAU-100W	100W	AC100-240V	Lumileds 3030	2700-6500K	PF>0.95	14000lm± 10%	140	Ra>80
LGS-HMLAU-150W	150W	AC100-240V	Lumileds 3030	2700-6500K	PF>0.95	21000lm± 10%	140	Ra>80
LGS-HMLAU-200W	200W	AC100-240V	Lumileds 3030	2700-6500K	PF>0.95	28000lm± 10%	140	Ra>80
LGS-HMLAU-250W	250W	AC100-240V	Lumileds 3030	2700-6500K	PF>0.95	35000lm± 10%	140	Ra>80
LGS-HMLAU-300W	300W	AC100-240V	Lumileds 3030	2700-6500K	PF>0.95	42000lm± 10%	140	Ra>80
LGS-HMLAU-400W	400W	AC100-240V	Lumileds 3030	2700-6500K	PF>0.95	56000lm± 10%	140	Ra>80
LGS-HMLAU-500W	500W	AC100-240V	Lumileds 3030	2700-6500K	PF>0.95	70000lm± 10%	140	Ra>80
LGS-HMLAU-600W	600W	AC100-240V	Lumileds 3030	2700-6500K	PF>0.95	84000lm± 10%	140	Ra>80



Photometric Curve



Venus LED Stadium Light



Features

- Separate modular design, 250W each modular integrated with driver
- Use high quality LEDs and power supply to ensure the product reliability and life expectancy, 5 years warranty
- Anti UV optical lens, light transmittance > 94%, professional light distribution with different beam angles for various applications
- Lumileds chip and Mean Well driver, CRI > 80, high light efficiency 140LM/W
- IP66 structural waterproof design

Application

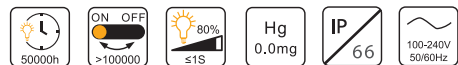
- Parking areas lighting
- Pubic square and passage
- Stadium and gymnasium
- Park and Statue

Technical Features

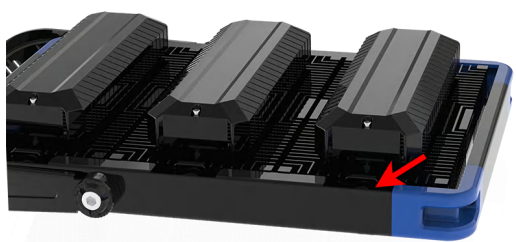
- Input Voltage: AC100-240V 50/60Hz
- Total Harmonic Distortion: THD: < 10%
- Power Factor: PF>0.95
- Color Rendering Index: Ra>80
- Beam Angle: 10/25/45/60/90/130*40/65*25*60 degree
- Lumen maintenance @6000h: >97%
- IP Rating: IP66
- Life Span: >50,000 hours
- Warranty: 5 years
- Material: Aluminum+Polycarbonate lens
- Dimmable: 1-10V / PWM / Resistance / Dali available
- Operation Temperature: -25--+50 celsius degree
- Storage Temperature: -40--+70 celsius degree

Datasheet


Product Code	Rated Power	Input Voltage	LED Type	CCT	Power Factor	Luminous Flux (LM)	Lumen Efficacy (LM/W)	CRI
LGS-GSLV-250W	250W	AC100-240V	Lumileds	2700-6500K	PF>0.95	35000lm± 10%	140	Ra>80
LGS-GSLV-500W	500W	AC100-240V	Lumileds	2700-6500K	PF>0.95	70000lm± 10%	140	Ra>80
LGS-GSLV-750W	750W	AC100-240V	Lumileds	2700-6500K	PF>0.95	105000lm± 10%	140	Ra>80
LGS-GSLV-1000W	1000W	AC100-240V	Lumileds	2700-6500K	PF>0.95	140000lm± 10%	140	Ra>80
LGS-GSLV-1250W	1250W	AC100-240V	Lumileds	2700-6500K	PF>0.95	175000lm± 10%	140	Ra>80




Assemble and Disassemble operation:



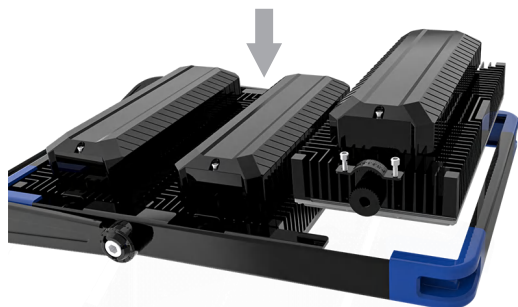
Screw off the wing nuts.



Remove the defective module.



Screw off the wing nuts.

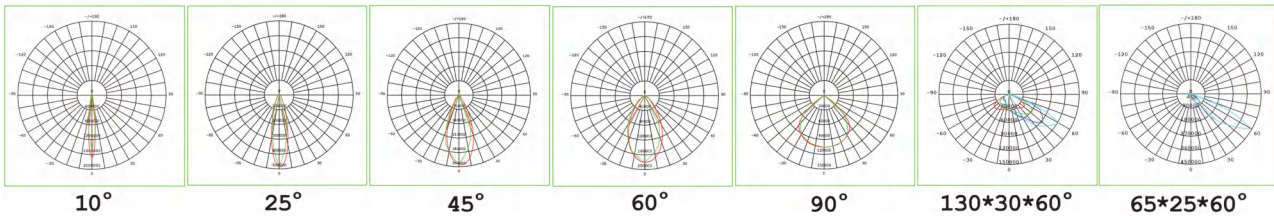


Put on he module, adjust the angle according to requirements and screw on the wing nuts tightly.

Disassemble

Assemble

Photometric Curve



KingKong LED Stadium Light



Features

- Die-cast Aluminum heat sinking: concise appearance, excellent thermal management and compact structure
- Handlebar design: easy for installation and carry
- Racked angle: allows for precise installation, up to 270°
- Bracket and arm: overall flanging and bending design of the cold-rolled plate, light in weight, high in strength and excellent in firmness
- Special anti-corrosion treatment to reach the WF2 standard and is suitable for various environments
- Packed with reputed brand top quality LEDs and power supply to ensure the product reliability and life expectancy, 5 years warranty
- IP66 structural waterproof design
- Double surge protection: driver & extra 10KV SPD
- Tempered glass cover, achieves IK08 and apply in harsh conditions
- Professional light distribution with different beam angles for various applications
- Spill shield to reduce light pollution

Technical Features

- Input Voltage: AC100-240V 50/60Hz
- Total Harmonic Distortion: THD: < 10%
- Power Factor: PF>0.95
- Color Rendering Index: Ra>80
- Beam Angle: 10/25/45/60/90/Asymmetric 60 degree
- Lumen maintenance @6000h: >97%
- IP Rating: IP66
- Life Span: >50,000 hours
- Warranty: 5 years
- Material: Aluminum+Polycarbonate lens+Tempered glass
- Dimmable: 1-10V / PWM / Resistance / Dali available
- Operation Temperature: -25~+50 celsius degree
- Storage Temperature: -40~+70 celsius degree

Application

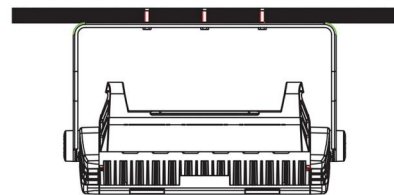
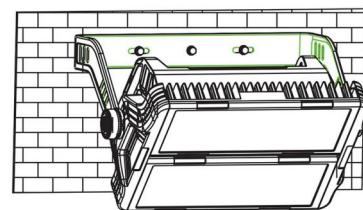
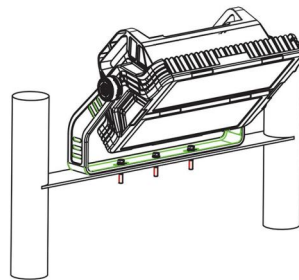
- Parking areas lighting
- Pubic square and passage
- Stadium and gymnasium
- Park and Statue

Datasheet

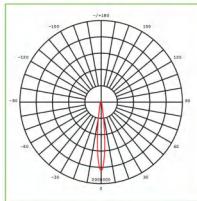
Product Code	Rated Power	Input Voltage	LED Type	CCT	Power Factor	Luminous Flux (LM)	Lumen Efficacy (LM/W)	CRI
LGS-GSLKK-400W	400W	AC100-240V	Lumileds/Osram	2700-6500K	PF>0.95	60000lm± 10%	150	Ra>80
LGS-GSLKK-500W	500W	AC100-240V	Lumileds/Osram	2700-6500K	PF>0.95	75000lm± 10%	150	Ra>80
LGS-GSLKK-600W	600W	AC100-240V	Lumileds/Osram	2700-6500K	PF>0.95	90000lm± 10%	150	Ra>80
LGS-GSLKK-800W	800W	AC100-240V	Lumileds/Osram	2700-6500K	PF>0.95	120000lm± 10%	150	Ra>80
LGS-GSLKK-1000W	1000W	AC100-240V	Lumileds/Osram	2700-6500K	PF>0.95	150000lm± 10%	150	Ra>80
LGS-GSLKK-1200W	1200W	AC100-240V	Lumileds/Osram	2700-6500K	PF>0.95	180000lm± 10%	150	Ra>80
LGS-GSLKK-1500W	1500W	AC100-240V	Lumileds/Osram	2700-6500K	PF>0.95	225000lm± 10%	150	Ra>80
LGS-GSLKK-1800W	1800W	AC100-240V	Lumileds/Osram	2700-6500K	PF>0.95	270000lm± 10%	150	Ra>80



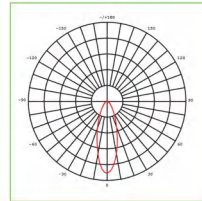
Installations



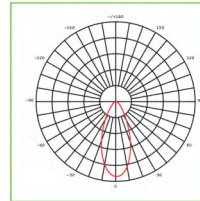
Photometric Curve



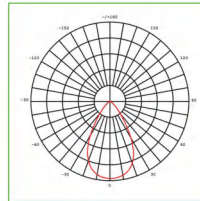
10°



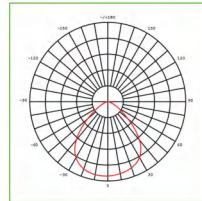
25°



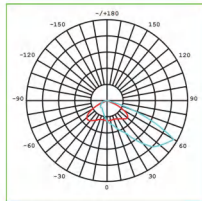
45°



60°




90°



Asymmetric 60°

Jupiter LED High Mast Light



Features

- Separate modular design, 180W each modular integrated with driver
- Fashional ADC12 die-casting aluminum housing for good performance of heat dissipation
- Use high quality LEDs and power supply to ensure the product reliability and life expectancy, 5 years warranty
- Anti UV optical lens, light transmittance > 94%, professional light distribution with different beam angles for various applications
- IP66 structural dust and waterproof design
- Tempered glass cover available for harsh environments

Application

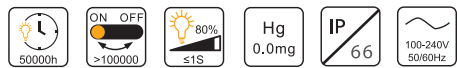
- Parking areas lighting
- Pubic square and passage
- Stadium and gymnasium
- Park and Statue

Technical Features

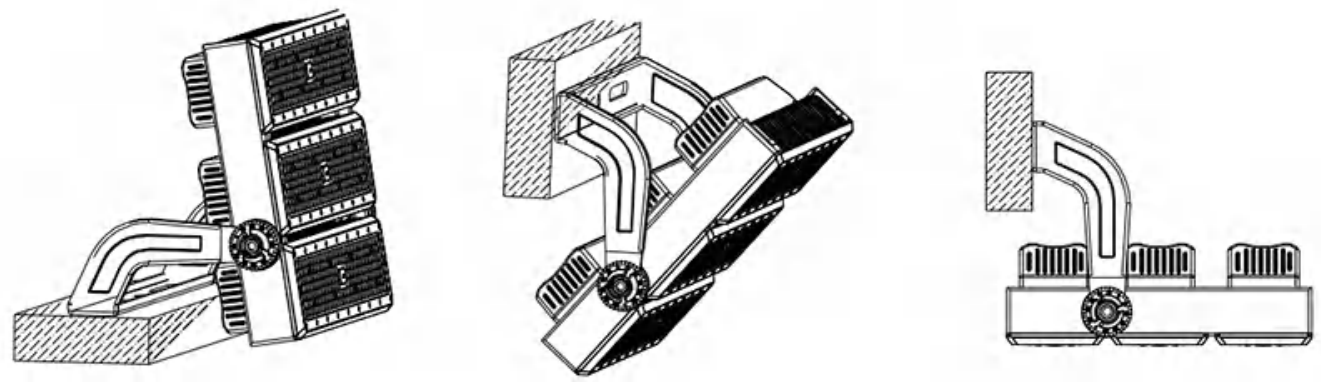
- Input Voltage: AC100-240V 50/60Hz
- Total Harmonic Distortion: THD: < 10%
- Power Factor: PF>0.95
- Color Rendering Index: Ra>80
- Beam Agnle: 30/45/60/90/140°80/120°40°60 degree
- Lumen maintenance @6000h: >97%
- IP Rating: IP66
- Life Span: >50,000 hours
- Warranty: 5 years
- Material: Aluminum+Polycarbonate lens
- Dimmable: 1-10V / PWM / Resistance / Dali available
- Operation Temperature: -25+50 celsius degree
- Storage Temperature: -40+70 celsius degree

Datasheet

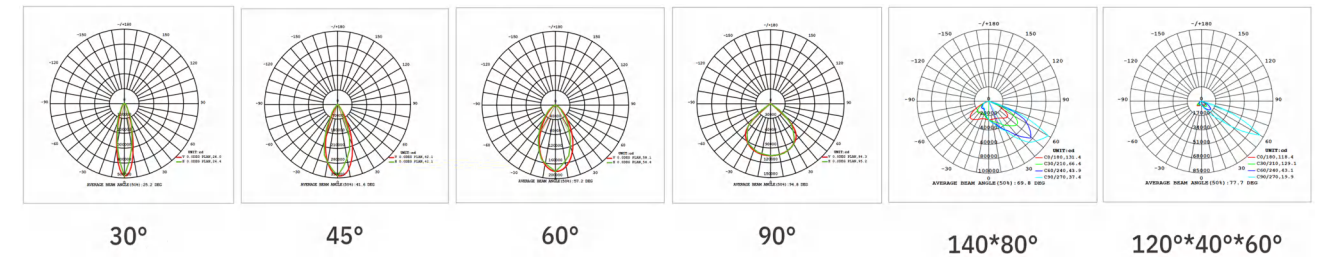
Product Code	Rated Power	Input Voltage	LED Type	CCT	Power Factor	Luminous Flux (LM)	Lumen Efficacy (LM/W)	CRI
LGS-HMLJP-180W	180W	AC100-240V	Lumileds	2700-6500K	PF>0.95	27000lm± 10%	150	Ra>80
LGS-HMLJP-360W	360W	AC100-240V	Lumileds	2700-6500K	PF>0.95	54000lm± 10%	150	Ra>80
LGS-HMLJP-540W	540W	AC100-240V	Lumileds	2700-6500K	PF>0.95	81000lm± 10%	150	Ra>80
LGS-HMLJP-720W	720W	AC100-240V	Lumileds	2700-6500K	PF>0.95	108000lm± 10%	150	Ra>80
LGS-HMLJP-900W	900W	AC100-240V	Lumileds	2700-6500K	PF>0.95	135000lm± 10%	150	Ra>80
LGS-HMLJP-1080W	1080W	AC100-240V	Lumileds	2700-6500K	PF>0.95	162000lm± 10%	150	Ra>80
LGS-HMLJP-1260W	1260W	AC100-240V	Lumileds	2700-6500K	PF>0.95	189000lm± 10%	150	Ra>80
LGS-HMLJP-1440W	1440W	AC100-240V	Lumileds	2700-6500K	PF>0.95	216000lm± 10%	150	Ra>80



Installation



Photometric Curve



Helios LED High Mast Light



Features

- Die-cast Aluminum heat sinking, high thermal conductivity enables rapid heat dissipation to the outside, excellent thermal management & compact structure
- Packed with reputed brand LEDs and power supply to ensure the product reliability and life expectancy, 5 years warranty
- Anti UV optical polycarbonate lens, IK08 and light transmittance > 94%, professional light distribution with different beam angles for various applications
- IP66 structural dust and waterproof design
- Double surge protection: driver & extra 10KV SPD
- Optional tempered glass cover, apply in harsh conditions
- Spill shield to reduce light pollution

Application

- Parking areas lighting
- Pubic square and passage
- Stadium and gymnasium
- Park and Statue

Technical Features

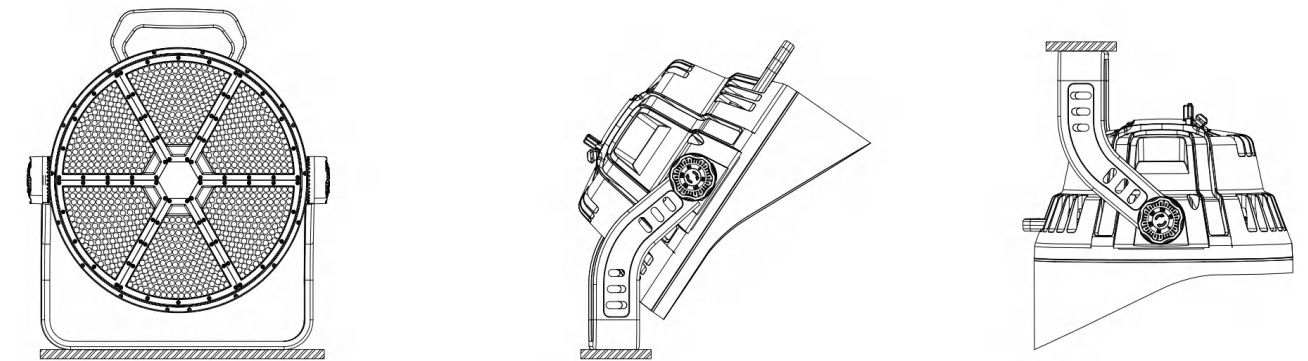
- Input Voltage: AC100-240V 50/60Hz
- Total Harmonic Distortion: THD: < 10%
- Power Factor: PF>0.95
- Color Rendering Index: Ra>80
- Beam Angle: 10/15/25/45/60/90 degree
- Lumen maintenance @6000h: >97%
- IP Rating: IP66
- Life Span: >50,000 hours
- Warranty: 5 years
- Material: Aluminum Housing + Polycarbonate Lens + Tempered Glass Cover(on request)
- Dimmable: 1-10V / PWM / Resistance / Dali available
- Operation Temperature: -30~+50 celsius degree
- Storage Temperature: -40~+70 celsius degree

Datasheet

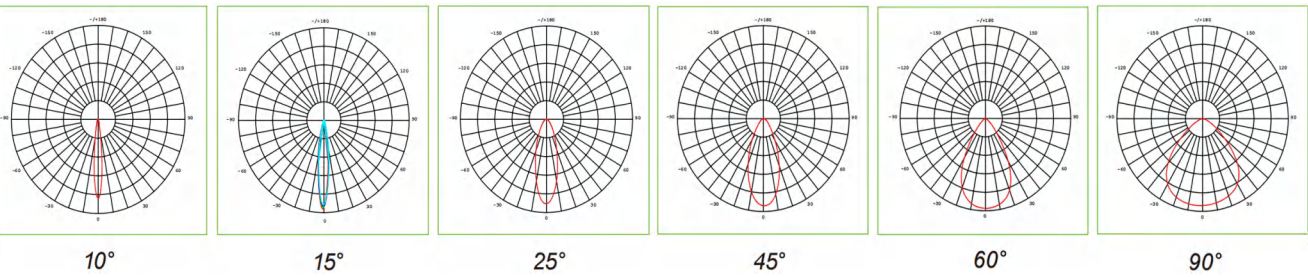
Product Code	Rated Power	Input Voltage	LED Type	CCT	Power Factor	Luminous Flux (LM)	Lumen Efficacy (LM/W)	CRI
LGS-GSHL-400W	400W	AC100-240V	Lumileds/Osram	2700-6500K	PF>0.95	60,000lm± 10%	150	Ra>80
LGS-GSHL-500W	500W	AC100-240V	Lumileds/Osram	2700-6500K	PF>0.95	75,000lm± 10%	150	Ra>80
LGS-GSHL-600W	600W	AC100-240V	Lumileds/Osram	2700-6500K	PF>0.95	90,000lm± 10%	150	Ra>80
LGS-GSHL-800W	800W	AC100-240V	Lumileds/Osram	2700-6500K	PF>0.95	120,000lm± 10%	150	Ra>80
LGS-GSHL-1000W	1000W	AC100-240V	Lumileds/Osram	2700-6500K	PF>0.95	150,000lm± 10%	150	Ra>80
LGS-GSHL-1200W	1200W	AC100-240V	Lumileds/Osram	2700-6500K	PF>0.95	180,000lm± 10%	150	Ra>80




Installations



Photometric Curve



Titan LED High Mast Light



Features

- Die-cast Aluminum heat sinking, high thermal conductivity enables rapid heat dissipation to the outside, excellent thermal management & compact structure
- Separate modular design, 300W each modular integrated with driver
- Packed with reputed brand top quality LEDs and power supply to ensure the product reliability and life expectancy, 5 years warranty
- Anti UV optical lens, light transmittance > 94%, professional light distribution with different beam angles for various applications
- IP66 structural dust and waterproof design
- Double surge protection: driver & extra 10KV SPD
- Optional tempered glass cover, achieves IK08 and apply in harsh conditions
- Spill shield to reduce light pollution

Application

- Parking areas lighting
- Pubic square and passage
- Stadium and gymnasium
- Park and Statue

Technical Features

- Input Voltage: AC100-240V 50/60Hz
- Total Harmonic Distortion: THD: < 10%
- Power Factor: PF>0.95
- Color Rendering Index: Ra>80
- Beam Angle: 10/25/45/60/90/60*25 degree
- Lumen maintenance @6000h: >97%
- IP Rating: IP66
- Life Span: >50,000 hours
- Warranty: 5 years
- Material: Aluminum Housing + Polycarbonate Lens + Tempered Glass Cover(on request)
- Dimmable: 1-10V / PWM / Resistance / Dali available
- Operation Temperature: -25~+50 celsius degree
- Storage Temperature: -40~+70 celsius degree

Datasheet

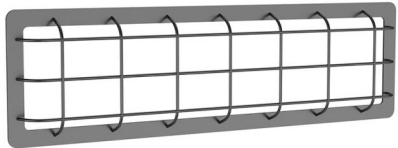
Product Code	Rated Power	Input Voltage	LED Type	CCT	Power Factor	Luminous Flux (LM)	Lumen Efficacy (LM/W)	CRI
LGS-GSTA-300W	300W	AC100-240V	Lumileds/Osram	2700-6500K	PF>0.95	48,000lm± 10%	160	Ra>80
LGS-GSTA-600W	600W	AC100-240V	Lumileds/Osram	2700-6500K	PF>0.95	96,000lm± 10%	160	Ra>80
LGS-GSTA-900W	900W	AC100-240V	Lumileds/Osram	2700-6500K	PF>0.95	144,000lm± 10%	160	Ra>80
LGS-GSTA-1200W	1200W	AC100-240V	Lumileds/Osram	2700-6500K	PF>0.95	192,000lm± 10%	160	Ra>80
LGS-GSTA-1500W	1500W	AC100-240V	Lumileds/Osram	2700-6500K	PF>0.95	240,000lm± 10%	160	Ra>80



Optional Accessories



Tempered Glass Cover



Anti-Collision Iron Fence



Light Overflow Mask



Surge Protector

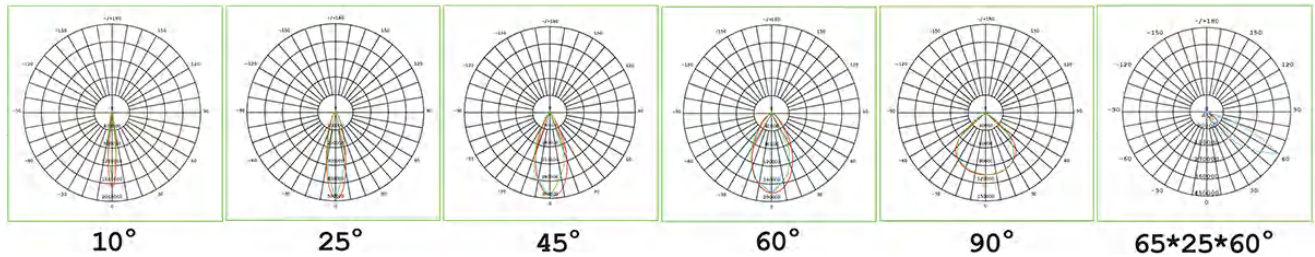


Laser Pointer



Waterproof Wire Connection Box

Photometric Curve



Titan Pro LED High Mast Light



Features

- Die-cast Aluminum heat sinking, high thermal conductivity enables rapid heat dissipation to the outside, excellent thermal management
- Separate modular design, power range 400W-2400W to meet various applications
- Anti UV optical lens, IK08 and light transmittance > 94%, professional light distribution with different beam angles for various applications
- Packed with reputed brand top quality LED chips and power supply to ensure the product reliability and life expectancy, 5 years warranty
- Rack angle allows precise installation up to 270°
- 4mm thickness U-shaped bracket, high-strength cold-rolled steel design with comprehensive flanging and bending
- High mechanical strength design with special anti-corrosion treatment meeting WF2 standards
- IP66 structural waterproof design; Double surge protection: driver & extra 10KV SPD
- Optional tempered glass cover, apply in harsh conditions
- Available with DALI and DMX intelligent control

Application

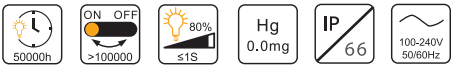
- Parking areas lighting
- Pubic square and passage
- Stadium and gymnasium
- Park and Statue

Technical Features


- Input Voltage: AC100-240V 50/60Hz
- Total Harmonic Distortion: THD: < 15%
- Power Factor: PF>0.95
- Color Rendering Index: Ra>80
- Beam Angle: 10/15/25/45/60/90/Asymmetric 60°
- Lumen maintenance @6000h: >97%
- IP Rating: IP66
- Life Span: >50,000 hours
- Warranty: 5 years
- Material: Aluminum Housing + Polycarbonate Lens + Tempered Glass Cover(on request)
- Dimmable: 0-10V / PWM / DALI / DMX available
- Operation Temperature: -30~+50 celsius degree
- Storage Temperature: -40~+70 celsius degree

Datasheet

Product Code	Rated Power	Input Voltage	LED Type	CCT	Power Factor	Luminous Flux (LM)	Lumen Efficacy (LM/W)	CRI
LGS-GSTP-500W	500W	AC100-240V	Lumileds/Osram	2700-6500K	PF>0.95	75,000lm± 10%	150	Ra>80
LGS-GSTP-600W	600W	AC100-240V	Lumileds/Osram	2700-6500K	PF>0.95	90,000lm± 10%	150	Ra>80
LGS-GSTP-1000W	1000W	AC100-240V	Lumileds/Osram	2700-6500K	PF>0.95	150,000lm± 10%	150	Ra>80
LGS-GSTP-1200W	1200W	AC100-240V	Lumileds/Osram	2700-6500K	PF>0.95	180,000lm± 10%	150	Ra>80
LGS-GSTP-1500W	1500W	AC100-240V	Lumileds/Osram	2700-6500K	PF>0.95	225,000lm± 10%	150	Ra>80
LGS-GSTP-1800W	1800W	AC100-240V	Lumileds/Osram	2700-6500K	PF>0.95	270,000lm± 10%	150	Ra>80
LGS-GSTP-2000W	2000W	AC100-240V	Lumileds/Osram	2700-6500K	PF>0.95	300,000lm± 10%	150	Ra>80
LGS-GSTP-2400W	2400W	AC100-240V	Lumileds/Osram	2700-6500K	PF>0.95	360,000lm± 10%	150	Ra>80



Optional Accessories

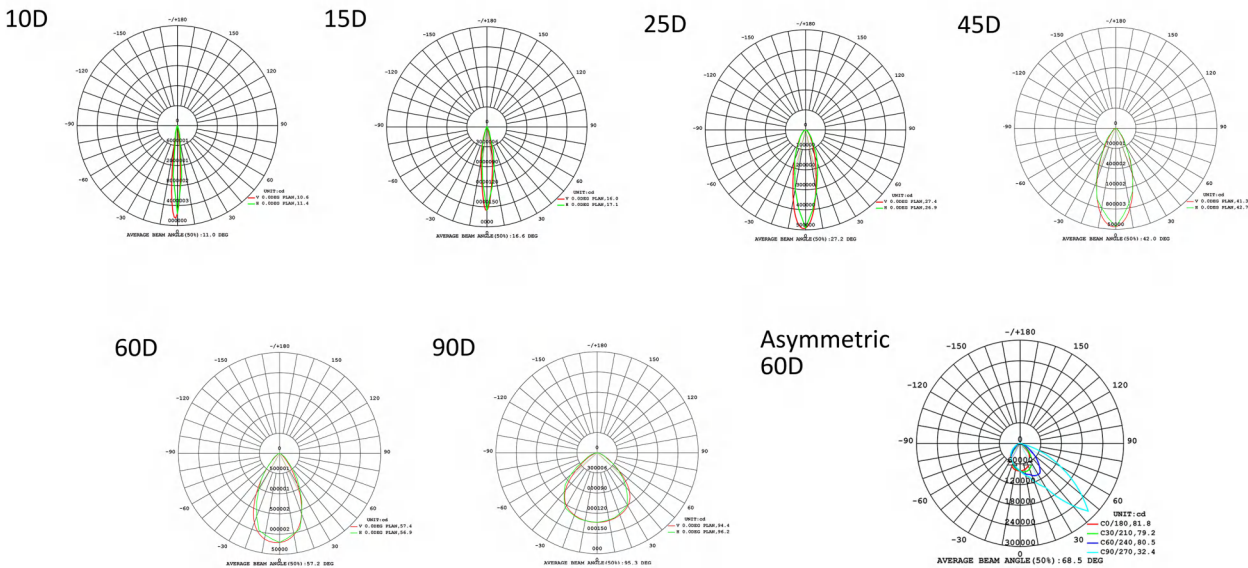


Tempered Glass Cover



Laser Pointer

Photometric Curve



Leo LED Sports Light



Features

- Die-cast Aluminum heat sinking, corrosion resistant treatment, high thermal conductivity enables rapid heat dissipation to the outside, excellent thermal management & compact structure
- Widely adjustable mounting bracket with degree indicator
- Packed with reputed brand top quality LEDs and power supply to ensure the product reliability and life expectancy, 5 years warranty
- Anti UV polycarbonate optical lens, light transmittance > 94%, professional light distribution with different beam angles for various applications
- IP66 structural dust and waterproof design
- Double surge protection: driver & extra 10KV SPD
- 4mm high strength tempered glass cover, further reduces the UV and anti-rust, typically designed for coastal areas
- Removable and remotely mountable power supply box(es) with tool-free access for quick and easy wiring
- Effectively control the spill light, upward light and avoid the lighting pollution

Application

- Parking areas lighting
- Pubic square and passage
- Stadium and gymnasium
- Park and Statue

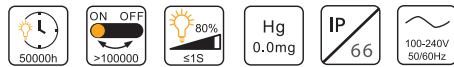


Technical Features

- Input Voltage: AC100-240V 50/60Hz
- Total Harmonic Distortion: THD: < 10%
- Power Factor: PF>0.95
- Color Rendering Index: Ra>80
- Beam Angle: 10/15/25/45/60/90/Asymmetric 60°
- Lumen maintenance @6000h: >97%
- IP Rating: IP66
- Life Span: >50,000 hours
- Warranty: 5 years
- Material: Aluminum Housing + Polycarbonate Lens + Tempered Glass Cover
- Dimmable: 1-10V/PWM/Rx/DALI/DMX available
- Operation Temperature: -25-+50 celsius degree
- Storage Temperature: -40-+70 celsius degree

Datasheet

Product Code	Rated Power	Input Voltage	LED Type	CCT	Power Factor	Luminous Flux (LM)	Lumen Efficacy (LM/W)	CRI
LGS-GSLO-400W	400W	AC100-240V	Lumileds/Osram	2700-6500K	PF>0.95	60,000lm± 10%	150	Ra>80
LGS-GSLO-500W	500W	AC100-240V	Lumileds/Osram	2700-6500K	PF>0.95	75,000lm± 10%	150	Ra>80
LGS-GSLO-600W	600W	AC100-240V	Lumileds/Osram	2700-6500K	PF>0.95	90,000lm± 10%	150	Ra>80
LGS-GSLO-800W	800W	AC100-240V	Lumileds/Osram	2700-6500K	PF>0.95	120,000lm± 10%	150	Ra>80
LGS-GSLO-1000W	1000W	AC100-240V	Lumileds/Osram	2700-6500K	PF>0.95	150,000lm± 10%	150	Ra>80
LGS-GSLO-1200W	1200W	AC100-240V	Lumileds/Osram	2700-6500K	PF>0.95	180,000lm± 10%	150	Ra>80
LGS-GSLO-1500W	1500W	AC100-240V	Lumileds/Osram	2700-6500K	PF>0.95	225,000lm± 10%	150	Ra>80
LGS-GSLO-1800W	1800W	AC100-240V	Lumileds/Osram	2700-6500K	PF>0.95	270,000lm± 10%	150	Ra>80
LGS-GSLO-2000W	2000W	AC100-240V	Lumileds/Osram	2700-6500K	PF>0.95	300,000lm± 10%	150	Ra>80
LGS-GSLO-2400W	2400W	AC100-240V	Lumileds/Osram	2700-6500K	PF>0.95	360,000lm± 10%	150	Ra>80



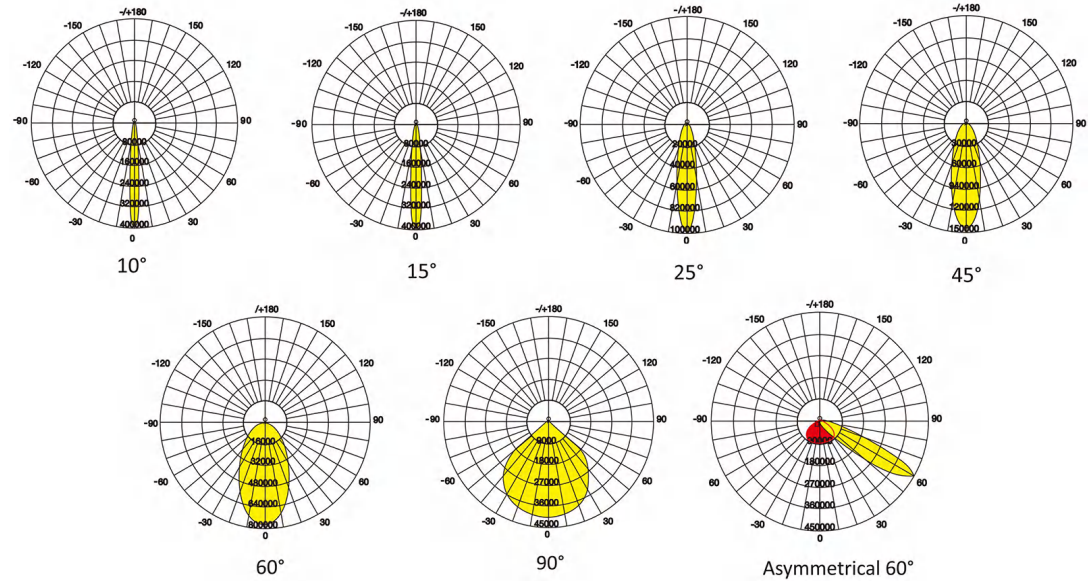
400W/500W/600W

800W/1000W/1200W


1500W/1800W

2000W/2400W

Photometric Curve



Baseball LED High Mast Light



Features

- High light efficiency up to 120lm/w, available with power 400W, 500W, 600W
- Die-cast Aluminum heat sinking, high thermal conductivity enables rapid heat dissipation to the outside, excellent thermal management
- Anti UV optical lens, IK08 and light transmittance > 94%, professional light distribution
- Rack angle allows precise installation up to 270°
- IP66 structural waterproof design
- Double surge protection: driver & extra 10KV SPD
- Available with DALI and DMX intelligent control

Application


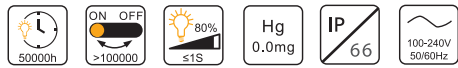
- Parking areas lighting
- Public square and passage
- Stadium and gymnasium
- Park and Statue

Technical Features

- Input Voltage: AC100-240V 50/60Hz
- Total Harmonic Distortion: THD: < 15%
- Power Factor: PF>0.95
- Color Rendering Index: Ra>80
- Beam Angle: Asymmetric 60 degree
- Lumen maintenance @6000h: >97%
- IP Rating: IP66
- Life Span: >50,000 hours
- Warranty: 5 years
- Material: Aluminum Housing + Polycarbonate Lens
- Dimmable: 0-10V / PWM / DALI / DMX available
- Operation Temperature: -30~+50 celsius degree
- Storage Temperature: -40~+70 celsius degree

Datasheet

Product Code	Rated Power	Input Voltage	LED Type	CCT	Power Factor	Luminous Flux (LM)	Lumen Efficacy (LM/W)	CRI
LGS-GSBL-400W	400W	AC100-240V	Lumileds	2700-6500K	PF>0.95	46,000lm± 10%	115	Ra>80
LGS-GSBL-500W	500W	AC100-240V	Lumileds	2700-6500K	PF>0.95	52,500lm± 10%	105	Ra>80
LGS-GSBL-600W	600W	AC100-240V	Lumileds	2700-6500K	PF>0.95	60,000lm± 10%	100	Ra>80



Photometric Curve

