

Titan LED High Mast Light



Features

- Die-cast Aluminum heat sinking, high thermal conductivity enables rapid heat dissipation to the outside, excellent thermal management & compact structure
- Separate modular design, 300W each modular integrated with driver
- Packed with reputed brand top quality LEDs and power supply to ensure the product reliability and life expectancy, 5 years warranty
- Anti UV optical lens, light transmittance > 94%, professional light distribution with different beam angles for various applications
- IP66 structural dust and waterproof design
- Double surge protection: driver & extra 10KV SPD
- Optional tempered glass cover, achieves IK08 and apply in harsh conditions
- Spill shield to reduce light pollution

Application

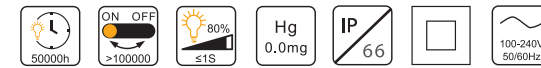
- Parking areas lighting
- Pubic square and passage
- Stadium and gymnasium
- Park and Statue

Technical Features


- Input Voltage: AC100-240V 50/60Hz
- Total Harmonic Distortion: THD: < 10%
- Power Factor: PF>0.95
- Color Rendering Index: Ra>80
- Beam Angle: 10/25/45/60/90/60*25 degree
- Lumen maintenance @6000h: >97%
- IP Rating: IP66
- Life Span: >50,000 hours
- Warranty: 5 years
- Material: Aluminum Housing + Polycarbonate Lens + Tempered Glass Cover(on request)
- Dimmable: 1-10V / PWM / Resistance / Dali available
- Operation Temperature: -25-+50 celsius degree
- Storage Temperature: -40-+70 celsius degree

Datasheet

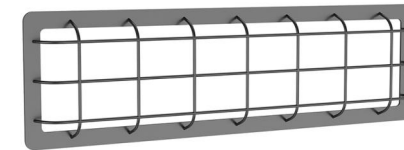
| Product Code | Rated Power | Input Voltage | LED Type | CCT | Power Factor | Luminous Flux (LM) | Lumen Efficacy (LM/W) | CRI |
|----------------|-------------|---------------|----------------|------------|--------------|--------------------|-----------------------|-------|
| LGS-GSTA-300W | 300W | AC100-240V | Lumileds/Osram | 2700-6500K | PF>0.95 | 48,000lm± 10% | 160 | Ra>80 |
| LGS-GSTA-600W | 600W | AC100-240V | Lumileds/Osram | 2700-6500K | PF>0.95 | 96,000lm± 10% | 160 | Ra>80 |
| LGS-GSTA-900W | 900W | AC100-240V | Lumileds/Osram | 2700-6500K | PF>0.95 | 144,000lm± 10% | 160 | Ra>80 |
| LGS-GSTA-1200W | 1200W | AC100-240V | Lumileds/Osram | 2700-6500K | PF>0.95 | 192,000lm± 10% | 160 | Ra>80 |
| LGS-GSTA-1500W | 1500W | AC100-240V | Lumileds/Osram | 2700-6500K | PF>0.95 | 240,000lm± 10% | 160 | Ra>80 |



Optional Accessories



Tempered Glass Cover



Anti-Collision Iron Fence



Light Overflow Mask



Surge Protector



Laser Pointer



Waterproof Wire Connection Box

Photometric Curve

