


Grille LED Panel Light



Features

- Revolutionary lens design to offer high efficiency lighting output, anti-glare and UGR<13 available
- Packed with branded LEDs and power supply to ensure the product reliability and life expectancy
- Saving more than 80% energy compared with traditional lighting
- Elegant appearance for various applications
- Available with Triac dimming, 1-10V dimming and DALI dimming & intelligent controls
- Long lifetime>50,000 hours, 5 years warranty

Technical Features

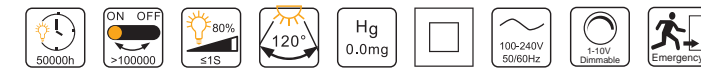
- Input Voltage: AC100-240V 50/60Hz
- Total Harmonic Distortion: THD: < 10%
- Power Factor: PF>0.95
- Color Rendering Index: Ra>80(Ra>90 Optional)
- Beam Angle: 36/120/36+120 degree
- Lumen maintenance @6000h: >97%
- IP Rating: IP44
- Life Span: >50,000 hours
- Warranty: 5 years
- Material: Iron+Polycarbonate
- Dimmable: 0-10V / PWM / Resistance / Dali available
- Operation Temperature: -30+50 celsius degree
- Storage Temperature: -40+70 celsius degree

Application

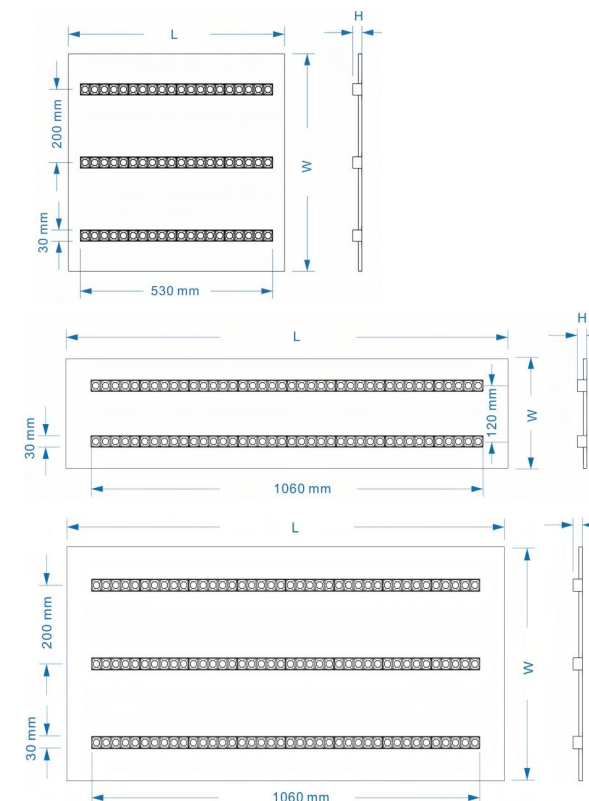
- Retail, offices, schools, hospitals
- Corridors and stairwells
- Shop and maintenance areas

Datasheet

Product	Product Code	Rated Power	Input Voltage	Power Factor	Luminous Flux (LM)	Lumen Efficacy (LM/W)	CRI
60*60cm	LGS-PL01-22-30W(G)	30W	AC100-240V	PF>0.95	3600lm± 10%	120lm/w	Ra>80
	LGS-PL01-22-36W(G)	36W	AC100-240V	PF>0.95	4320lm± 10%	120lm/w	Ra>80
	LGS-PL01-22-40W(G)	40W	AC100-240V	PF>0.95	4800lm± 10%	120lm/w	Ra>80
62*62cm	LGS-PL02-22-30W(G)	30W	AC100-240V	PF>0.95	3600lm± 10%	120lm/w	Ra>80
	LGS-PL02-22-36W(G)	36W	AC100-240V	PF>0.95	4320lm± 10%	120lm/w	Ra>80
	LGS-PL02-22-40W(G)	40W	AC100-240V	PF>0.95	4800lm± 10%	120lm/w	Ra>80
30*120cm	LGS-PL01-14-30W(G)	30W	AC100-240V	PF>0.95	3600lm± 10%	120lm/w	Ra>80
	LGS-PL01-14-36W(G)	36W	AC100-240V	PF>0.95	4320lm± 10%	120lm/w	Ra>80
	LGS-PL01-14-40W(G)	40W	AC100-240V	PF>0.95	4800lm± 10%	120lm/w	Ra>80
60*120cm	LGS-PL01-24-50W(G)	50W	AC100-240V	PF>0.95	6000lm± 10%	120lm/w	Ra>80
	LGS-PL01-24-60W(G)	60W	AC100-240V	PF>0.95	7200lm± 10%	120lm/w	Ra>80
	LGS-PL01-24-72W(G)	72W	AC100-240V	PF>0.95	8640lm± 10%	120lm/w	Ra>80



Dimensions



NO.	L(mm)	W(mm)	H(mm)
1	595	595	25
2	600	600	25
3	603	603	25
4	620	620	25

NO.	L(mm)	W(mm)	H(mm)
1	295	1195	25
2	300	1200	25
3	303	1213	25

NO.	L(mm)	W(mm)	H(mm)
1	595	1195	25
2	600	1200	25
3	603	1213	25