

Back Lit LED Panel Light



Features

- Super slim design with back-lit emitting, perfect light uniformity, LM-80 rated SMD LED chips
- Packed with branded power supply to ensure the product reliability and life expectancy
- Saving more than 80% energy compared with traditional lighting fixtures
- No LGP, don't worry about the yellowing of traditional LED panel lights
- Elegant appearance for various applications
- Available with Triac dimming, 1-10V dimming and DALI dimming & intelligent controls
- Long lifetime >50,000 hours, 5 years warranty

Application

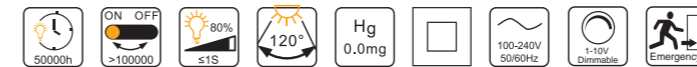
- Retail, offices, schools, hospitals
- Corridors and stairwells
- Shop and maintenance areas

Technical Features

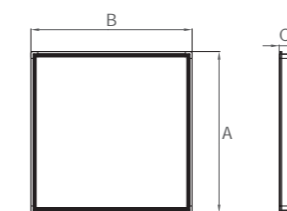
- Input Voltage: AC100-240V 50/60Hz
- Total Harmonic Distortion: THD: < 10%
- Power Factor: PF>0.95
- Color Rendering Index: Ra>80(Ra>90 Optional)
- Beam Angle: 120 degree
- Lumen maintenance @6000h: >97%
- IP Rating: IP40
- Life Span: >50,000 hours
- Warranty: 5 years
- Material: Steel sheet+Al frame+PMMA lens+PS
- Dimmable: 0-10V / PWM / Resistance / Dali available
- Operation Temperature: -30+50 celsius degree
- Storage Temperature: -40+70 celsius degree

Datasheet

Product	Product Code	Rated Power	Input Voltage	Power Factor	Luminous Flux (LM)	Lumen Efficacy (LM/W)	CRI
30*30cm	LGS-PL01-11-20W(B)	20W	AC100-240V	PF>0.95	2400lm± 10%	120lm/w(140lm/w optional)	Ra>80
30*60cm	LGS-PL01-12-24W(B)	24W	AC100-240V	PF>0.95	2880lm± 10%	120lm/w(140lm/w optional)	Ra>80
60*60cm	LGS-PL01-22-30W(B)	30W	AC100-240V	PF>0.95	3600lm± 10%	120lm/w(140lm/w optional)	Ra>80
	LGS-PL01-22-36W(B)	36W	AC100-240V	PF>0.95	4320lm± 10%	120lm/w(140lm/w optional)	Ra>80
	LGS-PL01-22-40W(B)	40W	AC100-240V	PF>0.95	4800lm± 10%	120lm/w(140lm/w optional)	Ra>80
62*62cm	LGS-PL02-22-30W(B)	30W	AC100-240V	PF>0.95	3600lm± 10%	120lm/w(140lm/w optional)	Ra>80
	LGS-PL02-22-36W(B)	36W	AC100-240V	PF>0.95	4320lm± 10%	120lm/w(140lm/w optional)	Ra>80
	LGS-PL02-22-40W(B)	40W	AC100-240V	PF>0.95	4800lm± 10%	120lm/w(140lm/w optional)	Ra>80
30*120cm	LGS-PL01-14-30W(B)	30W	AC100-240V	PF>0.95	3600lm± 10%	120lm/w(140lm/w optional)	Ra>80
	LGS-PL01-14-36W(B)	36W	AC100-240V	PF>0.95	4320lm± 10%	120lm/w(140lm/w optional)	Ra>80
	LGS-PL01-14-40W(B)	40W	AC100-240V	PF>0.95	4800lm± 10%	120lm/w(140lm/w optional)	Ra>80
60*120cm	LGS-PL01-24-50W(B)	50W	AC100-240V	PF>0.95	6000lm± 10%	120lm/w(140lm/w optional)	Ra>80
	LGS-PL01-24-60W(B)	60W	AC100-240V	PF>0.95	7200lm± 10%	120lm/w(140lm/w optional)	Ra>80
	LGS-PL01-24-72W(B)	72W	AC100-240V	PF>0.95	8640lm± 10%	120lm/w(140lm/w optional)	Ra>80



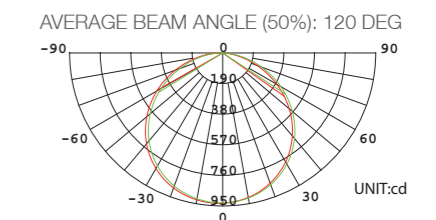
Dimension



Unit: mm

Product	A	B	C
30*30cm	295	295	35
30*60cm	295	595	35
60*60cm	595/603	595/603	35
62*62cm	620	620	35
30*120cm	295/303	1195/1213	35
60*120cm	595/603	1195/1213	35

Photometry Curve



Optional Accessories & Functions

